



Results Booklet



CIK-FIA European KF3 Championship

Thy (DNK), Northern Qualification - 29.04 - 02.05.2010



Final Results



CIK-FIA European KF3 Championship

Thy (DNK), Northern Qualification - 29.04 - 02.05.2010


KF3
Classement Final / Final Classification
Officiel / Official

Cl	N°	Concurrent	Nat	Pilote	Nat	Chassis / Moteur / Pneus	R1	R2	Points
Rnk	No.	Entrant		Driver		Chassis / Engine / Tyres			
1	121	Redstep		Pakari, Mikko		Maranello / Maranello / Dunlop	0	6	6
2	102	CRG Holland		Verstappen, Max		CRG / Maxter / Dunlop	3	5	8
3	156	VF Racing Team		Koch, Davey		Tony Kart / Vortex / Dunlop	9	0	9
4	114	Ward Racing		Rossel, Kevin		Tony Kart / Vortex / Dunlop	12	2	14
5	151	Ward Racing		Koch Malja, Gustav		Tony Kart / Vortex / Dunlop	11	3	14
6	149	Becher-Madsen Service		Beer, Nicolas		FA Kart / Vortex / Dunlop	8	7	15
7	105	Ichiban Racing		Flygenring, Jannick		Haase / Parilla / Dunlop	15	4	19
8	119	Italsport/Racing Motor		Sorensen, Christian		Birel / BMB / Dunlop	10	11	21
9	104	Intrepid Driver Program		Orudshev, Egor		Intrepid / TM / Dunlop	7	15	22
10	128	Ward Racing		Hansson, Robin L.		Tony Kart / Vortex / Dunlop	13	10	23
11	129	Sorensen, Ruben L.		Sorensen, Lasse		Zanardi / TM / Dunlop	6	17	23
12	165	Anttila, Teemu		Mäntylä, Ville		Energy / VKR / Dunlop	4	20	24
13	131	Pirkola Racing		Tiihonen, Niklas		Birel / Parilla / Dunlop	18	8	26
14	143	Aho, Eero		Aho, Emil		Tony Kart / VKR / Dunlop	20	9	29
15	147	Becher-Madsen Service		Sylvest, Nicolai		FA Kart / Vortex / Dunlop	19	13	32
16	106	Dam Racing		Mortensen, Martin Henchel		Sodi / Parilla / Dunlop	2	31	33
17	158	Daems Racing		Machunskas, Lukas		Tony Kart / Vortex / Dunlop	17	18	35
18	145	PDB Racing Team		Stupenkov, Egor		Gillard / Parilla / Dunlop	24	12	36
19	142	Team Komarov		Ryzhkov, Maxim		Maranello / Maranello / Dunlop	14	22	36
20	101	EGP Racing		Hansen, Andreas Sebastian		Intrepid / TM / Dunlop	5	32	37
21	122	Valtanan, Juhani		Valtanan, Juho		CRG / Maxter / Dunlop	16	23	39
22	162	Ichiban Racing		Larsen, Kasper		Haase / Parilla / Dunlop	26	14	40
23	109	Mirguet, Dominique		Mirguet, Simon		DR / Parilla / Dunlop	21	19	40
24	159	Adapta AS		Gulbrandsen, Kenneth Vik		Energy / Vortex / Dunlop	32	16	48
25	132	Intrepid Driver Program		Hoevenaars, Peter		Intrepid / TM / Dunlop	29	21	50
26	111	Keijzer Racing		Oomen, Kim		Zanardi / Maxter / Dunlop	23	27	50
27	115	Redstep		Ovaska, Pyry		Maranello / Maranello / Dunlop	22	30	52
28	126	JTL Racing Oy		Villemi, Hans		Tony Kart / Vortex / Dunlop	27	26	53
29	148	Kohtala Sports		Kuusiniemi, Jussi		Haase / VKR / Dunlop	25	28	53
30	103	Energy Corse		Olsen, Dennis		Energy / TM / Dunlop	31	24	55

Non Qualifiés / Not Qualified

31	120	Daems Racing		Thill, Olivier		Tony Kart / Vortex / Dunlop	28	29	57
32	141	Team Komarov		Rudakov, Pavel		Tony Kart / BMB / Dunlop	33	25	58
33	166	DR Srl		Nielsen, Nicklas		DR / Parilla / Dunlop	30	33	63
34	133	Meunier, Samantha		Bedoret, Sébastien		Kosmic / Vortex / Dunlop	35	35	70

30 pilotes qualifiés pour la phase finale / 30 drivers qualified for final phase.

Steward #1

Steward #2

Steward #3



Race 2 Results



CIK-FIA European KF3 Championship

Thy (DNK), Northern Qualification - 29.04 - 02.05.2010



KF3
Course 2 / Race 2
Classement / Classification
Officiel / Official

Cl Rnk	N° No.	Concurrent Entrant	Nat	Pilote Driver	Nat	Chassis / Moteur / Pneus Chassis / Engine / Tyres	Tours Laps	Ecart Gap	Pénalité Penalty	M.Tour B.Lap	Vitesse Speed	Points
1	156	VF Racing Team		Koch, Davey		Tony Kart / Vortex / Dunlop	17			54.315	81.52	0
2	114	Ward Racing		Rossel, Kevin		Tony Kart / Vortex / Dunlop	17	+0.220		54.340	81.48	2
3	151	Ward Racing		Koch Malja, Gustav		Tony Kart / Vortex / Dunlop	17	+3.040		54.404	81.39	3
4	105	Ichiban Racing		Flygenring, Jannick		Haase / Parilla / Dunlop	17	+3.440		54.437	81.34	4
5	102	CRG Holland		Verstappen, Max		CRG / Maxter / Dunlop	17	+5.002		54.260	81.60	5
6	121	Redstep		Pakari, Mikko		Maranello / Maranello / Dunlop	17	+8.991		54.501	81.24	6
7	149	Becher-Madsen Service		Beer, Nicolas		FA Kart / Vortex / Dunlop	17	+9.183		54.548	81.17	7
8	131	Pirkola Racing		Tiihonen, Niklas		Birel / Parilla / Dunlop	17	+9.457		54.427	81.35	8
9	143	Aho, Eero		Aho, Emil		Tony Kart / VKR / Dunlop	17	+11.923		54.673	80.99	9
10	128	Ward Racing		Hansson, Robin L.		Tony Kart / Vortex / Dunlop	17	+13.025		54.539	81.18	10
11	119	Italsport/Racing Motor		Sorensen, Christian		Birel / BMB / Dunlop	17	+13.409		54.490	81.26	11
12	145	PDB Racing Team		Stupenkov, Egor		Gillard / Parilla / Dunlop	17	+14.502		54.488	81.26	12
13	147	Becher-Madsen Service		Sylvest, Nicolai		FA Kart / Vortex / Dunlop	17	+14.510		54.609	81.08	13
14	162	Ichiban Racing		Larsen, Kasper		Haase / Parilla / Dunlop	17	+15.019		54.784	80.82	14
15	104	Intrepid Driver Program		Orudshev, Egor		Intrepid / TM / Dunlop	17	+15.595		54.126	81.80	15
16	159	Adapta AS		Gulbrandsen, Kenneth Vik		Energy / Vortex / Dunlop	17	+16.249		54.711	80.93	16
17	129	Sorensen, Ruben L.		Sorensen, Lasse		Zanardi / TM / Dunlop	17	+16.260		54.315	81.52	17
18	158	Daems Racing		Machunskas, Lukas		Tony Kart / Vortex / Dunlop	17	+16.315		54.726	80.91	18
19	109	Mirguet, Dominique		Mirguet, Simon		DR / Parilla / Dunlop	17	+17.142		54.632	81.05	19
20	165	Anttila, Teemu		Mäntylä, Ville		Energy / VKR / Dunlop	17	+17.210		54.439	81.33	20
21	132	Intrepid Driver Program		Hovenaars, Peter		Intrepid / TM / Dunlop	17	+21.635		54.511	81.23	21
22	142	Team Komarov		Ryzhkov, Maxim		Maranello / Maranello / Dunlop	17	+23.609		54.696	80.95	22
23	122	Valtanan, Juhani		Valtanan, Juho		CRG / Maxter / Dunlop	17	+26.939		54.780	80.83	23
24	103	Energy Corse		Olsen, Dennis		Energy / TM / Dunlop	17	+28.713		55.069	80.40	24
25	141	Team Komarov		Rudakov, Pavel		Tony Kart / BMB / Dunlop	17	+29.155		55.173	80.25	25
26	126	JTL Racing Oy		Villemi, Hans		Tony Kart / Vortex / Dunlop	17	+29.307		55.103	80.35	26
27	111	Keijzer Racing		Oomen, Kim		Zanardi / Maxter / Dunlop	17	+29.496		55.080	80.39	27
28	148	Kohtala Sports		Kuusiniemi, Jussi		Haase / VKR / Dunlop	17	+29.768		55.020	80.47	28
29	120	Daems Racing		Thill, Olivier		Tony Kart / Vortex / Dunlop	17	+29.953		54.994	80.51	29
30	115	Redstep		Ovaska, Pyry		Maranello / Maranello / Dunlop	17	+38.094	+10.000	54.652	81.02	30
31	106	Dam Racing		Mortensen, Martin Henchel		Sodi / Parilla / Dunlop		+17 Laps				31
32	101	EGP Racing		Hansen, Andreas Sebastian		Intrepid / TM / Dunlop		+17 Laps				32
33	166	DR Srl		Nielsen, Nicklas		DR / Parilla / Dunlop		+17 Laps				33

Meilleur tour / Best lap : 104 Orudshev, Egor - 54.126

Pas un tour / No lap

101	EGP Racing		Hansen, Andreas Sebastian		Intrepid / TM / Dunlop							32
106	Dam Racing		Mortensen, Martin Henchel		Sodi / Parilla / Dunlop							31
166	DR Srl		Nielsen, Nicklas		DR / Parilla / Dunlop							33

Non-Partants / DNSs

133	Meunier, Samantha		Bedoret, Sébastien		Kosmic / Vortex / Dunlop							35
-----	-------------------	--	--------------------	--	--------------------------	--	--	--	--	--	--	----

#115 : 10" penalty for overtaking out of track limits, Art.2.C of Code of Driving Conduct

Steward #1

Steward #2

Steward #3



KF3
Course 2 / Race 2
Tour par tour / Lap by lap

Grille / Grid	121	106	102	165	101	129	104	149	156	119	151	114	128	142	105	122	158	131	147	143	109	115	111	145	148	162	126	120	132	166	103	159	141	133	
	1.	2.	3.	4.	5.	6.	7.	8.	9.	10.	11.	12.	13.	14.	15.	16.	17.	18.	19.	20.	21.	22.	23.	24.	25.	26.	27.	28.	29.	30.	31.	32.	33.	34.	
Départ / Start	121	102	165	101	129	104	149	156	151	119	128	114	105	142	122	158	131	143	147	115	145	109	162	111	148	120	126	132	166	103	159	141			
Tour / Lap 1	102	156	121	151	105	149	114	128	162	119	145	158	131	143	111	147	132	159	120	109	115	126	165	141	129	122	148	103	142	104					
Tour / Lap 2	156	102	151	114	105	149	121	128	119	145	162	143	131	158	111	147	159	120	109	141	129	115	122	103	148	165	126	142	132	104					
Tour / Lap 3	156	151	114	149	102	105	121	128	119	145	162	143	131	158	159	147	109	141	129	165	115	126	120	142	122	103	148	132	104	111					
Tour / Lap 4	156	114	151	105	121	102	149	128	145	162	119	143	131	158	159	147	109	129	165	141	115	126	120	142	104	132	103	111	122	148					
Tour / Lap 5	156	114	151	105	121	102	149	128	162	143	119	131	145	158	159	147	109	129	165	115	141	126	104	120	142	132	103	111	122	148					
Tour / Lap 6	156	114	151	105	121	102	149	128	162	143	119	131	145	158	159	147	109	129	165	104	115	126	141	132	142	120	103	111	122	148					
Tour / Lap 7	156	114	151	105	102	149	121	128	143	162	131	119	145	158	159	147	109	129	165	104	115	126	132	142	141	120	103	111	122	148					
Tour / Lap 8	156	114	151	105	102	149	121	128	143	131	119	145	162	159	158	147	109	129	165	104	115	126	132	142	141	103	126	122	111	148	120				
Tour / Lap 9	156	114	151	105	102	149	121	128	143	131	119	145	162	159	147	158	109	129	104	165	115	132	142	141	103	126	122	111	148	120					
Tour / Lap 10	156	114	151	105	102	149	121	131	143	128	145	119	162	159	147	158	109	129	104	165	132	142	141	103	122	126	115	111	148	120					
Tour / Lap 11	156	114	151	105	102	121	149	131	143	128	145	119	162	159	147	158	109	129	104	165	132	142	141	103	122	126	115	111	148	120					
Tour / Lap 12	156	114	151	105	102	121	149	131	143	128	145	119	162	147	159	158	109	129	104	165	132	142	141	103	122	126	115	111	148	120					
Tour / Lap 13	156	114	151	105	102	121	149	131	143	128	145	119	162	147	159	158	109	129	104	165	132	142	141	103	122	126	115	111	148	120					
Tour / Lap 14	156	114	151	105	102	121	149	131	143	128	145	119	162	147	159	158	129	104	109	165	132	142	103	122	141	115	126	111	148	120					
Tour / Lap 15	156	114	151	105	102	121	149	131	143	128	145	119	162	147	159	158	129	104	109	165	132	142	122	103	115	141	126	111	148	120					
Tour / Lap 16	156	114	151	105	102	121	149	131	143	128	145	119	147	162	159	104	129	158	109	165	132	142	122	115	103	141	126	111	148	120					
Tour / Lap 17	156	114	151	105	102	121	149	131	143	128	119	145	147	162	104	159	129	158	109	165	132	142	122	115	103	141	126	111	148	120					

For information purposes. No official / regulatory value. - Informations sans valeur officielle / réglementaire.



KF3
Course 2 / Race 2
Historique / Records

Seq	Heure Hour	Tour Lap	Temps Time
101 Hansen, Andreas Sebastian			
140		START	
143		[YELLOW LINE]	
165	1.291		
686	15:40.017	FINISH	

Seq	Heure Hour	Tour Lap	Temps Time
589	12:29.923	13	55.260
618	13:25.265	14	55.342
649	14:21.192	15	55.927
680	15:16.758	16	55.566
686	15:40.017	FINISH	
711	16:11.827	17	55.069

Seq	Heure Hour	Tour Lap	Temps Time
569	12:08.580	13	54.714
599	13:03.084	14	54.504
629	13:57.528	15	54.444
659	14:51.965	16	54.437
686	15:40.017	FINISH	
690	15:46.554	17	54.589

Seq	Heure Hour	Tour Lap	Temps Time
102 Verstappen, Max			
140		START	
141		[YELLOW LINE]	
161	1.176		
204	58.965	1	57.789
236	1:57.276	2	58.311
269	2:55.344	3	58.068
300	3:54.772	4	59.428
330	4:51.378	5	56.606
360	5:47.182	6	55.804
389	6:42.864	7	55.682
419	7:37.842	8	54.978
449	8:32.576	9	54.734
479	9:27.149	10	54.573
510	10:21.719	11	54.570
540	11:16.334	12	54.615
570	12:10.861	13	54.527
600	13:05.121	14	54.260
630	13:59.444	15	54.323
660	14:53.758	16	54.314
686	15:40.017	FINISH	
691	15:48.116	17	54.358

Seq	Heure Hour	Tour Lap	Temps Time
104 Orudshev, Egor			
140		START	
147		[YELLOW LINE]	
171	1.393		
234	1:16.837	1	1:15.444
264	2:13.289	2	56.452
293	3:09.407	3	56.118
319	4:07.367	4	57.960
347	5:03.204	5	55.837
374	5:58.825	6	55.621
404	6:53.573	7	54.748
434	7:48.188	8	54.615
463	8:43.029	9	54.841
494	9:37.601	10	54.572
524	10:32.073	11	54.472
554	11:26.392	12	54.319
584	12:20.612	13	54.220
613	13:15.227	14	54.615
643	14:09.353	15	54.126
671	15:03.784	16	54.431
686	15:40.017	FINISH	
701	15:58.709	17	54.925

Seq	Heure Hour	Tour Lap	Temps Time
109 Mirguet, Simon			
140		START	
160		[YELLOW LINE]	
187	2.239		
224	1:07.155	1	1:04.916
253	2:06.559	2	59.404
281	3:06.519	3	59.960
311	4:03.553	4	57.034
341	4:59.810	5	56.257
371	5:55.499	6	55.689
401	6:50.713	7	55.214
431	7:45.657	8	54.944
461	8:40.792	9	55.135
491	9:35.673	10	54.881
522	10:30.499	11	54.826
552	11:25.405	12	54.906
582	12:20.037	13	54.632
614	13:15.478	14	55.441
644	14:10.196	15	54.718
674	15:04.947	16	54.751
686	15:40.017	FINISH	
705	16:00.256	17	55.309

Seq	Heure Hour	Tour Lap	Temps Time
103 Olsen, Dennis			
140		START	
196		[YELLOW LINE]	
201	3.493		
232	1:09.303	1	1:05.810
258	2:08.029	2	58.726
290	3:08.982	3	1:00.953
321	4:08.698	4	59.716
351	5:05.500	5	56.802
381	6:01.335	6	55.835
411	6:57.069	7	55.734
440	7:52.769	8	55.700
469	8:48.198	9	55.429
500	9:43.781	10	55.583
529	10:39.336	11	55.555
559	11:34.663	12	55.327

Seq	Heure Hour	Tour Lap	Temps Time
105 Flygenring, Jannick			
140		START	
153		[YELLOW LINE]	
178	1.785		
208	1:00.968	1	59.183
238	1:58.122	2	57.154
270	2:55.396	3	57.274
298	3:52.304	4	56.908
328	4:48.549	5	56.245
358	5:44.386	6	55.837
388	6:39.565	7	55.179
418	7:34.601	8	55.036
448	8:29.513	9	54.912
478	9:24.316	10	54.803
509	10:19.074	11	54.758
539	11:13.866	12	54.792

Seq	Heure Hour	Tour Lap	Temps Time
111 Oomen, Kim			
140		START	
169		[YELLOW LINE]	
190	2.467		
219	1:05.880	1	1:03.413
249	2:04.696	2	58.816
294	3:09.880	3	1:05.184
322	4:08.947	4	59.067
352	5:05.718	5	56.771
382	6:01.495	6	55.777
412	6:57.259	7	55.764
441	7:53.114	8	55.855
472	8:48.957	9	55.843
503	9:45.021	10	56.064
533	10:41.282	11	56.261
563	11:36.471	12	55.189



KF3

Course 2 / Race 2

Historique / Records

Seq	Heure Hour	Tour Lap	Temps Time
593	12:31.609	13	55.138
623	13:26.777	14	55.168
653	14:22.376	15	55.599
683	15:17.530	16	55.154
686	15:40.017	FINISH	
714	16:12.610	17	55.080

114 Rossel, Kevin

Seq	Heure Hour	Tour Lap	Temps Time
140		START	
150	[YELLOW LINE]		
175	1.709		
211	1:01.569	1	59.860
239	1:58.100	2	56.531
267	2:54.541	3	56.441
296	3:50.470	4	55.929
326	4:46.455	5	55.985
356	5:42.280	6	55.825
386	6:37.471	7	55.191
416	7:32.455	8	54.984
446	8:27.157	9	54.702
476	9:21.958	10	54.801
507	10:16.535	11	54.577
537	11:11.145	12	54.610
567	12:05.639	13	54.494
597	12:59.979	14	54.340
627	13:54.368	15	54.389
657	14:48.735	16	54.367
686	15:40.017	FINISH	
688	15:43.334	17	54.599

115 Ovaska, Pyry

Seq	Heure Hour	Tour Lap	Temps Time
140		START	
159	[YELLOW LINE]		
184	2.122		
225	1:07.290	1	1:05.168
256	2:07.799	2	1:00.509
285	3:08.164	3	1:00.365
315	4:05.847	4	57.683
344	5:02.560	5	56.713
375	5:59.086	6	56.526
405	6:54.960	7	55.874
435	7:50.777	8	55.817
465	8:46.686	9	55.909
498	9:43.647	10	56.961
532	10:41.001	11	57.354
562	11:35.991	12	54.990
592	12:31.050	13	55.059
621	13:26.510	14	55.460

Seq	Heure Hour	Tour Lap	Temps Time
650	14:21.791	15	55.281
679	15:16.443	16	54.652
686	15:40.017	FINISH	
710	16:11.208	17	54.765

119 Sorensen, Christian

Seq	Heure Hour	Tour Lap	Temps Time
140		START	
148	[YELLOW LINE]		
173	1.599		
214	1:04.334	1	1:02.735
243	2:01.135	2	56.801
273	2:57.598	3	56.463
305	3:55.738	4	58.140
335	4:53.289	5	57.551
365	5:49.351	6	56.062
396	6:45.461	7	56.110
425	7:41.422	8	55.961
455	8:36.634	9	55.212
486	9:32.315	10	55.681
517	10:28.182	11	55.867
547	11:23.146	12	54.964
577	12:18.070	13	54.924
607	13:12.890	14	54.820
637	14:07.439	15	54.549
667	15:01.929	16	54.490
686	15:40.017	FINISH	
697	15:56.523	17	54.594

120 Thill, Olivier

Seq	Heure Hour	Tour Lap	Temps Time
140		START	
186	[YELLOW LINE]		
194	2.690		
223	1:07.122	1	1:04.432
252	2:05.978	2	58.856
287	3:08.536	3	1:02.558
317	4:06.606	4	58.070
348	5:03.520	5	56.914
380	6:00.862	6	57.342
410	6:56.897	7	56.035
444	7:54.496	8	57.599
474	8:50.244	9	55.748
505	9:45.859	10	55.615
535	10:41.734	11	55.875
565	11:37.271	12	55.537
595	12:32.441	13	55.170
625	13:27.435	14	54.994
655	14:22.832	15	55.397
685	15:17.917	16	55.085

Seq	Heure Hour	Tour Lap	Temps Time
686	15:40.017	FINISH	
716	16:13.067	17	55.150

121 Pakari, Mikko

Seq	Heure Hour	Tour Lap	Temps Time
140		START	
163	1.047		
206	59.827	1	58.780
241	1:58.266	2	58.439
271	2:55.927	3	57.661
299	3:54.147	4	58.220
329	4:50.742	5	56.595
359	5:46.843	6	56.101
391	6:43.480	7	56.637
421	7:38.914	8	55.434
451	8:33.941	9	55.027
481	9:28.871	10	54.930
511	10:24.139	11	55.268
541	11:19.053	12	54.914
571	12:13.711	13	54.658
601	13:08.388	14	54.677
631	14:02.964	15	54.576
661	14:57.465	16	54.501
686	15:40.017	FINISH	
692	15:52.105	17	54.640

122 Valtanen, Juho

Seq	Heure Hour	Tour Lap	Temps Time
140		START	
154	[YELLOW LINE]		
180	1.897		
230	1:08.356	1	1:06.459
257	2:07.903	2	59.547
289	3:08.898	3	1:00.995
323	4:09.012	4	1:00.114
353	5:05.963	5	56.951
383	6:02.049	6	56.086
413	6:57.552	7	55.503
442	7:53.275	8	55.723
471	8:48.780	9	55.505
501	9:44.118	10	55.338
530	10:39.811	11	55.693
560	11:35.075	12	55.264
590	12:30.412	13	55.337
619	13:25.428	14	55.016
648	14:20.319	15	54.891
678	15:15.099	16	54.780
686	15:40.017	FINISH	
709	16:10.053	17	54.954



KF3

Course 2 / Race 2

Historique / Records

Seq	Heure Hour	Tour Lap	Temps Time
126 Villemi, Hans			
140			START
185			[YELLOW LINE]
195	2.691		
226	1:07.307	1	1:04.616
261	2:09.785	2	1:02.478
286	3:08.320	3	58.535
316	4:06.252	4	57.932
346	5:02.913	5	56.661
376	5:59.171	6	56.258
406	6:55.128	7	55.957
436	7:50.948	8	55.820
470	8:48.711	9	57.763
502	9:44.512	10	55.801
531	10:40.164	11	55.652
561	11:35.469	12	55.305
591	12:30.772	13	55.303
622	13:26.678	14	55.906
652	14:22.090	15	55.412
682	15:17.193	16	55.103
686	15:40.017		FINISH
713	16:12.421	17	55.228

Seq	Heure Hour	Tour Lap	Temps Time
128 Hansson, Robin L.			
140			START
151			[YELLOW LINE]
174	1.686		
212	1:04.048	1	1:02.362
242	2:00.732	2	56.684
272	2:57.331	3	56.599
302	3:55.425	4	58.094
332	4:52.608	5	57.183
362	5:48.715	6	56.107
392	6:44.306	7	55.591
422	7:39.403	8	55.097
452	8:34.455	9	55.052
484	9:31.964	10	57.509
515	10:27.816	11	55.852
545	11:22.699	12	54.883
575	12:17.381	13	54.682
605	13:11.920	14	54.539
635	14:06.506	15	54.586
665	15:01.214	16	54.708
686	15:40.017		FINISH
696	15:56.139	17	54.925

Seq	Heure Hour	Tour Lap	Temps Time
129 Sorensen, Lasse			
140			START

Seq	Heure Hour	Tour Lap	Temps Time
144			[YELLOW LINE]
166	1.347		
229	1:07.895	1	1:06.548
255	2:07.267	2	59.372
283	3:07.574	3	1:00.307
312	4:05.143	4	57.569
342	5:01.205	5	56.062
372	5:56.559	6	55.354
402	6:51.608	7	55.049
432	7:46.467	8	54.859
462	8:41.209	9	54.742
493	9:35.891	10	54.682
523	10:30.660	11	54.769
553	11:25.562	12	54.902
583	12:20.246	13	54.684
612	13:14.707	14	54.461
642	14:09.022	15	54.315
672	15:03.968	16	54.946
686	15:40.017		FINISH
703	15:59.374	17	55.406

Seq	Heure Hour	Tour Lap	Temps Time
131 Tiihonen, Niklas			
140			START
155			[YELLOW LINE]
182	1.964		
217	1:05.571	1	1:03.607
247	2:04.379	2	58.808
277	3:00.225	3	55.846
307	3:56.954	4	56.729
336	4:53.665	5	56.711
366	5:49.567	6	55.902
395	6:45.184	7	55.617
424	7:40.099	8	54.915
454	8:34.936	9	54.837
482	9:30.577	10	55.641
513	10:25.265	11	54.688
543	11:19.848	12	54.583
573	12:14.275	13	54.427
603	13:08.806	14	54.531
633	14:03.381	15	54.575
663	14:57.984	16	54.603
686	15:40.017		FINISH
694	15:52.571	17	54.587

Seq	Heure Hour	Tour Lap	Temps Time
132 Hoevenaars, Peter			
140			START
192			[YELLOW LINE]
198	3.258		

Seq	Heure Hour	Tour Lap	Temps Time
221	1:06.269	1	1:03.011
263	2:12.730	2	1:06.461
292	3:09.341	3	56.611
320	4:08.139	4	58.798
350	5:04.059	5	55.920
378	6:00.150	6	56.091
407	6:56.099	7	55.949
437	7:51.182	8	55.083
466	8:46.957	9	55.775
496	9:42.263	10	55.306
526	10:37.196	11	54.933
556	11:31.982	12	54.786
586	12:26.541	13	54.559
616	13:21.052	14	54.511
646	14:15.603	15	54.551
676	15:10.209	16	54.606
686	15:40.017		FINISH
707	16:04.749	17	54.540

Seq	Heure Hour	Tour Lap	Temps Time
141 Rudakov, Pavel			
140			START
199			[YELLOW LINE]
203	4.118		
228	1:07.580	1	1:03.462
254	2:06.620	2	59.040
282	3:07.321	3	1:00.701
314	4:05.641	4	58.320
345	5:02.708	5	57.067
377	6:00.013	6	57.305
409	6:56.753	7	56.740
439	7:52.215	8	55.462
468	8:48.069	9	55.854
499	9:43.678	10	55.609
528	10:39.179	11	55.501
558	11:34.447	12	55.268
588	12:29.774	13	55.327
620	13:25.984	14	56.210
651	14:21.908	15	55.924
681	15:17.081	16	55.173
686	15:40.017		FINISH
712	16:12.269	17	55.188

Seq	Heure Hour	Tour Lap	Temps Time
142 Ryzhkov, Maxim			
140			START
152			[YELLOW LINE]
176	1.800		
233	1:09.400	1	1:07.600
262	2:09.977	2	1:00.577



KF3

Course 2 / Race 2

Historique / Records

Seq	Heure Hour	Tour Lap	Temps Time
288	3:08.797	3	58.820
318	4:07.315	4	58.518
349	5:03.663	5	56.348
379	6:00.675	6	57.012
408	6:56.233	7	55.558
438	7:51.343	8	55.110
467	8:47.167	9	55.824
497	9:42.773	10	55.606
527	10:37.653	11	54.880
557	11:32.632	12	54.979
587	12:27.335	13	54.703
617	13:22.032	14	54.697
647	14:16.728	15	54.696
677	15:11.718	16	54.990
686	15:40.017	FINISH	
708	16:06.723	17	55.005

Seq	Heure Hour	Tour Lap	Temps Time
337	4:53.782	5	58.194
367	5:49.729	6	55.947
397	6:45.616	7	55.887
426	7:41.643	8	56.027
456	8:36.698	9	55.055
485	9:32.024	10	55.326
516	10:27.972	11	55.948
546	11:22.922	12	54.950
576	12:17.765	13	54.843
606	13:12.320	14	54.555
636	14:06.808	15	54.488
666	15:01.375	16	54.567
686	15:40.017	FINISH	
698	15:57.616	17	56.241

Seq	Heure Hour	Tour Lap	Temps Time
414	6:58.008	7	55.691
443	7:54.038	8	56.030
473	8:49.503	9	55.465
504	9:45.237	10	55.734
534	10:41.662	11	56.425
564	11:37.132	12	55.470
594	12:32.228	13	55.096
624	13:27.248	14	55.020
654	14:22.643	15	55.395
684	15:17.787	16	55.144
686	15:40.017	FINISH	
715	16:12.882	17	55.095

143 Aho, Emil

Seq	Heure Hour	Tour Lap	Temps Time
140		START	
157	[YELLOW LINE]		
183	1.992		
218	1:05.660	1	1:03.668
246	2:03.214	2	57.554
276	2:59.663	3	56.449
306	3:55.960	4	56.297
334	4:53.101	5	57.141
364	5:49.052	6	55.951
393	6:44.671	7	55.619
423	7:39.812	8	55.141
453	8:34.773	9	54.961
483	9:31.392	10	56.619
514	10:26.451	11	55.059
544	11:21.292	12	54.841
574	12:16.036	13	54.744
604	13:10.855	14	54.819
634	14:05.528	15	54.673
664	15:00.251	16	54.723
686	15:40.017	FINISH	
695	15:55.037	17	54.786

145 Stupenkov, Egor

Seq	Heure Hour	Tour Lap	Temps Time
140		START	
164	[YELLOW LINE]		
188	2.193		
215	1:04.658	1	1:02.465
244	2:01.547	2	56.889
274	2:57.688	3	56.141
303	3:55.588	4	57.900

147 Sylvest, Nicolai

Seq	Heure Hour	Tour Lap	Temps Time
140		START	
158	[YELLOW LINE]		
181	2.024		
220	1:05.972	1	1:03.948
250	2:04.752	2	58.780
280	3:04.665	3	59.913
310	4:01.309	4	56.644
340	4:57.439	5	56.130
370	5:52.955	6	55.516
400	6:48.364	7	55.409
430	7:43.917	8	55.553
459	8:38.967	9	55.050
489	9:33.915	10	54.948
520	10:29.205	11	55.290
550	11:24.061	12	54.856
579	12:18.670	13	54.609
609	13:13.387	14	54.717
639	14:08.251	15	54.864
668	15:02.864	16	54.613
686	15:40.017	FINISH	
699	15:57.624	17	54.760

148 Kuusiniemi, Jussi

Seq	Heure Hour	Tour Lap	Temps Time
140		START	
177	[YELLOW LINE]		
191	2.593		
231	1:08.961	1	1:06.368
259	2:08.672	2	59.711
291	3:09.045	3	1:00.373
324	4:09.322	4	1:00.277
354	5:06.395	5	57.073
384	6:02.317	6	55.922

149 Beer, Nicolas

Seq	Heure Hour	Tour Lap	Temps Time
140		START	
145	[YELLOW LINE]		
167	1.447		
210	1:01.132	1	59.685
240	1:58.161	2	57.029
268	2:55.227	3	57.066
301	3:54.834	4	59.607
331	4:51.686	5	56.852
361	5:47.283	6	55.597
390	6:43.297	7	56.014
420	7:38.501	8	55.204
450	8:33.449	9	54.948
480	9:28.709	10	55.260
512	10:24.463	11	55.754
542	11:19.374	12	54.911
572	12:14.042	13	54.668
602	13:08.632	14	54.590
632	14:03.180	15	54.548
662	14:57.741	16	54.561
686	15:40.017	FINISH	
693	15:52.297	17	54.556

151 Koch Malja, Gustav

Seq	Heure Hour	Tour Lap	Temps Time
140		START	
149	[YELLOW LINE]		
172	1.590		
207	1:00.022	1	58.432
237	1:57.541	2	57.519
266	2:54.484	3	56.943
297	3:51.022	4	56.538
327	4:47.439	5	56.417
357	5:43.326	6	55.887
387	6:38.700	7	55.374
417	7:33.838	8	55.138



KF3
Course 2 / Race 2
Historique / Records

Seq	Heure Hour	Tour Lap	Temps Time
447	8:28.922	9	55.084
477	9:23.995	10	55.073
508	10:18.873	11	54.878
538	11:13.681	12	54.808
568	12:08.335	13	54.654
598	13:02.793	14	54.458
628	13:57.337	15	54.544
658	14:51.741	16	54.404
686	15:40.017	FINISH	
689	15:46.154	17	54.413

156 Koch, Davey

Seq	Heure Hour	Tour Lap	Temps Time
140			START
146	[YELLOW LINE]		
170	1.492		
205	59.488	1	57.996
235	1:55.858	2	56.370
265	2:53.502	3	57.644
295	3:49.648	4	56.146
325	4:45.962	5	56.314
355	5:41.831	6	55.869
385	6:37.186	7	55.355
415	7:32.098	8	54.912
445	8:26.881	9	54.783
475	9:21.590	10	54.709
506	10:16.280	11	54.690
536	11:10.967	12	54.687
566	12:05.388	13	54.421
596	12:59.703	14	54.315
626	13:54.105	15	54.402
656	14:48.541	16	54.436
686	15:40.017	FINISH	
687	15:43.114	17	54.573

158 Machunskas, Lukas

Seq	Heure Hour	Tour Lap	Temps Time
140			START
156	[YELLOW LINE]		
179	1.905		
216	1:05.440	1	1:03.535
248	2:04.576	2	59.136
278	3:02.525	3	57.949
308	3:59.322	4	56.797
338	4:56.078	5	56.756
368	5:52.279	6	56.201
398	6:47.930	7	55.651
429	7:43.797	8	55.867
460	8:39.621	9	55.824
490	9:34.684	10	55.063

Seq	Heure Hour	Tour Lap	Temps Time
521	10:29.730	11	55.046
551	11:24.549	12	54.819
581	12:19.388	13	54.839
611	13:14.114	14	54.726
641	14:08.846	15	54.732
673	15:04.339	16	55.493
686	15:40.017	FINISH	
704	15:59.429	17	55.090

159 Gulbrandsen, Kenneth Vik

Seq	Heure Hour	Tour Lap	Temps Time
140			START
197	[YELLOW LINE]		
202	3.908		
222	1:06.467	1	1:02.559
251	2:05.494	2	59.027
279	3:02.959	3	57.465
309	3:59.442	4	56.483
339	4:56.273	5	56.831
369	5:52.511	6	56.238
399	6:48.128	7	55.617
428	7:43.602	8	55.474
458	8:38.641	9	55.039
488	9:33.791	10	55.150
519	10:28.992	11	55.201
549	11:23.903	12	54.911
580	12:18.974	13	55.071
610	13:13.685	14	54.711
640	14:08.447	15	54.762
670	15:03.380	16	54.933
686	15:40.017	FINISH	
702	15:59.363	17	55.983

162 Larsen, Kasper

Seq	Heure Hour	Tour Lap	Temps Time
140			START
168	[YELLOW LINE]		
189	2.406		
213	1:04.120	1	1:01.714
245	2:01.775	2	57.655
275	2:58.529	3	56.754
304	3:55.663	4	57.134
333	4:52.834	5	57.171
363	5:48.893	6	56.059
394	6:45.052	7	56.159
427	7:41.927	8	56.875
457	8:37.140	9	55.213
487	9:32.596	10	55.456
518	10:28.382	11	55.786
548	11:23.373	12	54.991

Seq	Heure Hour	Tour Lap	Temps Time
578	12:18.435	13	55.062
608	13:13.219	14	54.784
638	14:08.079	15	54.860
669	15:03.190	16	55.111
686	15:40.017	FINISH	
700	15:58.133	17	54.943

165 Mäntylä, Ville

Seq	Heure Hour	Tour Lap	Temps Time
140			START
142	[YELLOW LINE]		
162	1.207		
227	1:07.439	1	1:06.232
260	2:09.565	2	1:02.126
284	3:07.732	3	58.167
313	4:05.266	4	57.534
343	5:01.505	5	56.239
373	5:57.302	6	55.797
403	6:52.671	7	55.369
433	7:48.046	8	55.375
464	8:43.353	9	55.307
495	9:38.279	10	54.926
525	10:33.013	11	54.734
555	11:27.632	12	54.619
585	12:22.143	13	54.511
615	13:16.782	14	54.639
645	14:11.221	15	54.439
675	15:05.728	16	54.507
686	15:40.017	FINISH	
706	16:00.324	17	54.596

166 Nielsen, Nicklas

Seq	Heure Hour	Tour Lap	Temps Time
140			START
193	[YELLOW LINE]		
200	3.320		
686	15:40.017	FINISH	

For information purposes.
No official / regulatory value.



KF3
Course 2 / Race 2
Grille de départ / Starting grid

Départ / Start : 02.05.2010 - 15h35 Fermeture pré grille / Closing of the grid : 15h30 17 Tours/Laps = 20.910 Km

Rudakov, Pavel	141	- 17 -	133	Bedoret, Sébastien
Olsen, Dennis	103	- 16 -	159	Gulbrandsen, Kenneth Vik
Hoevenaars, Peter	132	- 15 -	166	Nielsen, Nicklas
Villemi, Hans	126	- 14 -	120	Thill, Olivier
Kuusiniemi, Jussi	148	- 13 -	162	Larsen, Kasper
Oomen, Kim	111	- 12 -	145	Stupenkov, Egor
Mirguet, Simon	109	- 11 -	115	Ovaska, Pyry
Sylvest, Nicolai	147	- 10 -	143	Aho, Emil
Machunskas, Lukas	158	- 9 -	131	Tiihonen, Niklas
Flygenring, Jannick	105	- 8 -	122	Valtanen, Juho
Hansson, Robin L.	128	- 7 -	142	Ryzhkov, Maxim
Koch Malja, Gustav	151	- 6 -	114	Rossel, Kevin
Koch, Davey	156	- 5 -	119	Sorensen, Christian
Orudshev, Egor	104	- 4 -	149	Beer, Nicolas
Hansen, Andreas Sebastian	101	- 3 -	129	Sorensen, Lasse
Verstappen, Max	102	- 2 -	165	Mäntylä, Ville
Pakari, Mikko	121	- 1 -	106	Mortensen, Martin Henchel

- Pole -



Race 1 Results



CIK-FIA European KF3 Championship

Thy (DNK), Northern Qualification - 29.04 - 02.05.2010



KF3
Course 1 / Race 1
Classement / Classification
Officiel / Official

Clt Rnk	N° No.	Concurrent Entrant	Nat	Pilote Driver	Nat	Chassis / Moteur / Pneus Chassis / Engine / Tyres	Tours Laps	Ecart Gap	Pénalité Penalty	M.Tour B.Lap	Vitesse Speed	Points
1	121	Redstep		Pakari, Mikko		Maranello / Maranello / Dunlop	17			54.276	81.58	0
2	106	Dam Racing		Mortensen, Martin Henchel		Sodi / Parilla / Dunlop	17	+1.263		54.255	81.61	2
3	102	CRG Holland		Verstappen, Max		CRG / Maxter / Dunlop	17	+1.498		54.132	81.80	3
4	165	Anttila, Teemu		Mäntylä, Ville		Energy / VKR / Dunlop	17	+2.070		54.300	81.54	4
5	101	EGP Racing		Hansen, Andreas Sebastian		Intrepid / TM / Dunlop	17	+2.129		53.952	82.07	5
6	129	Sorensen, Ruben L.		Sorensen, Lasse		Zanardi / TM / Dunlop	17	+4.200		54.277	81.58	6
7	104	Intrepid Driver Program		Orudshev, Egor		Intrepid / TM / Dunlop	17	+5.217		54.118	81.82	7
8	149	Becher-Madsen Service		Beer, Nicolas		FA Kart / Vortex / Dunlop	17	+6.194		54.268	81.59	8
9	156	VF Racing Team		Koch, Davey		Tony Kart / Vortex / Dunlop	17	+6.250		54.316	81.52	9
10	119	Italsport/Racing Motor		Sorensen, Christian		Birel / BMB / Dunlop	17	+7.192		54.356	81.46	10
11	151	Ward Racing		Koch Malja, Gustav		Tony Kart / Vortex / Dunlop	17	+7.576		54.412	81.37	11
12	114	Ward Racing		Rossel, Kevin		Tony Kart / Vortex / Dunlop	17	+7.953		54.250	81.62	12
13	28	Ward Racing		Hansson, Robin L.		Tony Kart / Vortex / Dunlop	17	+9.655		54.337	81.49	13
14	142	Team Komarov		Ryzhkov, Maxim		Maranello / Maranello / Dunlop	17	+10.119		54.437	81.34	14
15	105	Ichiban Racing		Flygenring, Jannick		Haase / Parilla / Dunlop	17	+10.176	+10.000	54.240	81.63	15
16	122	Valtanan, Juhani		Valtanan, Juho		CRG / Maxter / Dunlop	17	+13.200		54.659	81.01	16
17	158	Daems Racing		Machunskas, Lukas		Tony Kart / Vortex / Dunlop	17	+14.967		54.372	81.43	17
18	131	Pirkola Racing		Tiihonen, Niklas		Birel / Parilla / Dunlop	17	+14.991	+10.000	54.305	81.53	18
19	147	Becher-Madsen Service		Sylvest, Nicolai		FA Kart / Vortex / Dunlop	17	+15.255		54.135	81.79	19
20	143	Aho, Eero		Aho, Emil		Tony Kart / VKR / Dunlop	17	+17.937		54.563	81.15	20
21	109	Mirquet, Dominique		Mirquet, Simon		DR / Parilla / Dunlop	17	+19.427		54.214	81.67	21
22	115	Redstep		Ovaska, Pyry		Maranello / Maranello / Dunlop	17	+19.814		54.671	80.99	22
23	111	Keijzer Racing		Oomen, Kim		Zanardi / Maxter / Dunlop	17	+23.724		54.566	81.14	23
24	145	PDB Racing Team		Stupenkov, Egor		Gillard / Parilla / Dunlop	17	+24.821		54.713	80.93	24
25	148	Kohtala Sports		Kuusiniemi, Jussi		Haase / VKR / Dunlop	17	+25.439		54.719	80.92	25
26	162	Ichiban Racing		Larsen, Kasper		Haase / Parilla / Dunlop	17	+26.054		54.667	80.99	26
27	126	JTL Racing Oy		Villemi, Hans		Tony Kart / Vortex / Dunlop	17	+27.004		54.772	80.84	27
28	120	Daems Racing		Thill, Olivier		Tony Kart / Vortex / Dunlop	17	+27.172		54.725	80.91	28
29	132	Intrepid Driver Program		Hovenaars, Peter		Intrepid / TM / Dunlop	17	+31.556		54.499	81.24	29
30	166	DR Srl		Nielsen, Nicklas		DR / Parilla / Dunlop	17	+39.761		54.727	80.91	30
31	103	Energy Corse		Olsen, Dennis		Energy / TM / Dunlop	17	+42.417		55.078	80.39	31
32	159	Adapta AS		Gulbrandsen, Kenneth Vik		Energy / Vortex / Dunlop	8	+9 Laps		55.607	79.63	32
33	141	Team Komarov		Rudakov, Pavel		Tony Kart / BMB / Dunlop		+17 Laps				33

Meilleur tour / Best lap : 101 Hansen, Andreas Sebastian - 53.952

Pas un tour / No lap

141	Team Komarov		Rudakov, Pavel		Tony Kart / BMB / Dunlop							33
-----	--------------	--	-----------------------	--	--------------------------	--	--	--	--	--	--	----

Non-Partants / DNSs

133	Meunier, Samantha		Bedoret, Sébastien		Kosmic / Vortex / Dunlop							35
-----	-------------------	--	---------------------------	--	--------------------------	--	--	--	--	--	--	----

#105, 131 : 10" penalty for no respect of the article 2.24 of the General prescriptions, and/or of the code of driving conduct on karting circuits.

Steward #1

Steward #2

Steward #3



KF3
Course 1 / Race 1
Tour par tour / Lap by lap

Grille / Grid	165	129	105	102	132	121	149	114	119	103	106	131	104	122	158	101	166	156	109	151	145	133	162	142	126	159	111	115	141	128	120	147	143	148	
Départ / Start	165	129	105	102	121	132	114	149	103	119	131	106	122	101	104	156	158	151	142	159	145	115	128	162	126	147	111	166	109	141	120	143	148		
Tour / Lap 1	105	129	165	103	121	149	119	132	106	158	131	102	156	101	142	151	114	159	122	104	128	145	162	115	111	120	148	147	143	126	109	166			
Tour / Lap 2	105	129	165	121	149	119	132	106	103	131	158	102	156	101	142	151	114	122	104	128	159	145	115	111	148	120	143	162	147	126	109	166			
Tour / Lap 3	105	129	121	165	149	119	106	132	131	102	101	156	142	151	158	114	122	104	128	159	115	111	145	148	103	147	143	126	109	162	120	166			
Tour / Lap 4	129	105	121	165	149	119	106	132	131	102	101	156	142	151	158	114	104	122	128	111	115	143	159	103	147	145	109	162	148	126	120	166			
Tour / Lap 5	129	105	121	165	149	106	132	131	102	119	101	156	142	151	104	114	122	158	128	111	115	143	147	145	159	162	109	148	120	126	103	166			
Tour / Lap 6	129	105	121	165	149	106	102	101	131	156	119	151	104	142	114	122	158	128	111	115	143	147	145	109	162	159	148	120	126	132	103	166			
Tour / Lap 7	129	105	121	165	106	102	101	149	156	131	119	104	151	114	142	122	128	158	115	143	147	111	145	109	162	159	148	120	126	132	103	166			
Tour / Lap 8	129	105	121	165	106	102	101	149	156	131	119	104	151	114	142	122	128	158	143	115	147	109	145	162	111	159	148	120	126	132	103	166			
Tour / Lap 9	129	105	121	165	102	106	101	149	156	131	119	104	151	114	142	122	128	158	143	115	147	109	111	145	148	120	126	162	132	103	166				
Tour / Lap 10	129	105	121	165	102	106	101	149	156	131	104	119	151	114	142	122	128	158	143	147	115	109	111	145	148	120	126	162	132	103	166				
Tour / Lap 11	129	105	121	102	106	165	101	149	131	156	104	119	151	114	142	128	122	158	147	143	115	109	111	145	148	120	162	126	132	103	166	103			
Tour / Lap 12	129	105	121	102	106	165	101	149	131	156	104	119	151	114	142	128	122	158	147	143	115	109	111	145	148	162	126	120	132	166	103				
Tour / Lap 13	129	105	121	102	106	165	101	149	131	156	104	119	151	114	142	128	122	158	147	143	115	109	111	145	148	162	126	120	132	166	103				
Tour / Lap 14	129	105	121	102	106	165	101	149	131	104	156	119	151	114	142	128	122	158	147	143	115	109	111	145	148	162	126	120	132	166	103				
Tour / Lap 15	129	105	121	102	106	165	101	149	131	104	156	119	151	114	142	128	122	158	147	143	115	109	111	145	148	162	126	120	132	166	103				
Tour / Lap 16	129	105	121	106	102	165	101	131	104	149	156	119	151	114	128	142	122	158	147	143	115	109	111	145	148	162	126	120	132	166	103				
Tour / Lap 17	121	105	106	102	165	101	129	131	104	149	156	119	151	114	128	142	122	158	147	143	109	115	111	145	148	162	126	120	132	166	103				

For information purposes. No official / regulatory value. - Informations sans valeur officielle / réglementaire.



KF3
Course 1 / Race 1
Historique / Records

Seq	Heure Hour	Tour Lap	Temps Time
-----	---------------	-------------	---------------

101 Hansen, Andreas Sebastian

Seq	Heure Hour	Tour Lap	Temps Time
140			START
154			[YELLOW LINE]
182	2.426		
222	1:03.512	1	1:01.086
254	1:59.042	2	55.530
283	2:55.748	3	56.706
315	3:50.731	4	54.983
347	4:45.532	5	54.801
376	5:40.834	6	55.302
407	6:35.741	7	54.907
440	7:30.591	8	54.850
472	8:25.230	9	54.639
503	9:19.611	10	54.381
534	10:13.891	11	54.280
565	11:08.324	12	54.433
596	12:02.493	13	54.169
627	12:56.445	14	53.952
658	13:50.464	15	54.019
689	14:44.595	16	54.131
714	15:35.175		FINISH
720	15:39.043	17	54.448

Seq	Heure Hour	Tour Lap	Temps Time
-----	---------------	-------------	---------------

103 Olsen, Dennis

Seq	Heure Hour	Tour Lap	Temps Time
140			START
151			[YELLOW LINE]
173	1.853		
212	59.963	1	58.110
249	1:58.602	2	58.639
297	3:03.663	3	1:05.061
328	4:01.001	4	57.338
367	5:08.313	5	1:07.312
399	6:08.530	6	1:00.217
432	7:04.805	7	56.275
464	8:00.689	8	55.884
495	8:56.361	9	55.672
526	9:52.049	10	55.688
557	10:47.265	11	55.216
589	11:42.960	12	55.695
620	12:38.310	13	55.350
651	13:33.388	14	55.078
682	14:28.536	15	55.148
713	15:23.784	16	55.248
714	15:35.175		FINISH
745	16:19.331	17	55.547

Seq	Heure Hour	Tour Lap	Temps Time
-----	---------------	-------------	---------------

105 Flygenring, Jannick

Seq	Heure Hour	Tour Lap	Temps Time
140			START
146			[YELLOW LINE]
166	1.384		
209	59.042	1	57.658
241	1:55.414	2	56.372
273	2:51.270	3	55.856
306	3:47.074	4	55.804
338	4:42.040	5	54.966
370	5:36.886	6	54.846
402	6:31.826	7	54.940
435	7:26.695	8	54.869
467	8:21.342	9	54.647
498	9:15.814	10	54.472
529	10:10.236	11	54.422
560	11:04.487	12	54.251
591	11:58.819	13	54.332
622	12:53.059	14	54.240
653	13:47.381	15	54.322
684	14:41.763	16	54.382
714	15:35.175		FINISH
716	15:37.090	17	55.327

102 Verstappen, Max

Seq	Heure Hour	Tour Lap	Temps Time
140			START
143			[YELLOW LINE]
165	1.435		
220	1:03.107	1	1:01.672
252	1:58.767	2	55.660
282	2:54.655	3	55.888
314	3:49.495	4	54.840
345	4:44.655	5	55.160
375	5:39.095	6	54.440
406	6:33.661	7	54.566
439	7:28.114	8	54.453
470	8:22.777	9	54.663
501	9:17.198	10	54.421
532	10:11.465	11	54.267
562	11:05.884	12	54.419
593	12:00.156	13	54.272
624	12:54.288	14	54.132
655	13:48.960	15	54.672
687	14:43.980	16	55.020
714	15:35.175		FINISH
718	15:38.412	17	54.432

104 Orudshev, Egor

Seq	Heure Hour	Tour Lap	Temps Time
140			START
157			[YELLOW LINE]
189	2.443		
228	1:07.134	1	1:04.691
259	2:03.711	2	56.577
290	2:58.903	3	55.192
321	3:53.872	4	54.969
351	4:48.698	5	54.826
381	5:43.604	6	54.906
412	6:38.624	7	55.020
445	7:33.221	8	54.597
477	8:27.393	9	54.172
507	9:22.035	10	54.642
538	10:16.632	11	54.597
569	11:10.876	12	54.244
600	12:04.994	13	54.118
630	12:59.133	14	54.139
661	13:53.678	15	54.545
691	14:47.812	16	54.134
714	15:35.175		FINISH
723	15:42.131	17	54.319

106 Mortensen, Martin Henchel

Seq	Heure Hour	Tour Lap	Temps Time
140			START
152			[YELLOW LINE]
178	2.170		
217	1:01.706	1	59.536
248	1:57.719	2	56.013
279	2:53.054	3	55.335
311	3:48.972	4	55.918
342	4:43.918	5	54.946
374	5:38.810	6	54.892
405	6:33.408	7	54.598
438	7:27.946	8	54.538
471	8:22.991	9	55.045
502	9:17.469	10	54.478
533	10:11.737	11	54.268
563	11:06.098	12	54.361
594	12:00.410	13	54.312
625	12:54.665	14	54.255
656	13:49.114	15	54.449
686	14:43.598	16	54.484
714	15:35.175		FINISH
717	15:38.177	17	54.579



KF3

Course 1 / Race 1

Historique / Records

Seq	Heure Hour	Tour Lap	Temps Time
109 Mirguet, Simon			
140			START
161			[YELLOW LINE]
203	3.835		
239	1:11.626	1	1:07.791
271	2:08.081	2	56.455
301	3:05.271	3	57.190
331	4:01.984	4	56.713
363	4:58.563	5	56.579
392	5:54.039	6	55.476
425	6:49.571	7	55.532
455	7:45.621	8	56.050
487	8:40.658	9	55.037
518	9:35.238	10	54.580
549	10:29.692	11	54.454
580	11:23.906	12	54.214
611	12:18.157	13	54.251
642	13:12.601	14	54.444
673	14:06.957	15	54.356
704	15:01.454	16	54.497
714	15:35.175		FINISH
735	15:56.341	17	54.887

Seq	Heure Hour	Tour Lap	Temps Time
111 Oomen, Kim			
140			START
184			[YELLOW LINE]
200	3.736		
233	1:08.771	1	1:05.035
264	2:06.361	2	57.590
294	3:03.007	3	56.646
324	3:59.143	4	56.136
356	4:54.301	5	55.158
387	5:49.341	6	55.040
423	6:49.244	7	59.903
458	7:46.220	8	56.976
488	8:42.422	9	56.202
519	9:37.229	10	54.807
550	10:32.057	11	54.828
581	11:26.623	12	54.566
612	12:21.338	13	54.715
643	13:16.138	14	54.800
674	14:10.890	15	54.752
705	15:05.694	16	54.804
714	15:35.175		FINISH
737	16:00.638	17	54.944

Seq	Heure Hour	Tour Lap	Temps Time
114 Rossel, Kevin			
140			START

Seq	Heure Hour	Tour Lap	Temps Time
145			[YELLOW LINE]
170	1.711		
225	1:05.949	1	1:04.238
257	2:02.138	2	56.189
288	2:57.873	3	55.735
320	3:53.633	4	55.760
352	4:49.109	5	55.476
383	5:44.053	6	54.944
414	6:39.701	7	55.648
447	7:34.570	8	54.869
479	8:29.181	9	54.611
510	9:23.646	10	54.465
541	10:18.178	11	54.532
572	11:12.544	12	54.366
603	12:07.168	13	54.624
634	13:01.418	14	54.250
665	13:55.766	15	54.348
696	14:50.278	16	54.512
714	15:35.175		FINISH
728	15:44.867	17	54.589

Seq	Heure Hour	Tour Lap	Temps Time
115 Ovaska, Pyry			
140			START
168			[YELLOW LINE]
195	3.105		
232	1:08.690	1	1:05.585
263	2:06.044	2	57.354
293	3:02.935	3	56.891
325	3:59.886	4	56.951
357	4:55.150	5	55.264
388	5:50.095	6	54.945
420	6:45.274	7	55.179
453	7:40.863	8	55.589
485	8:35.866	9	55.003
517	9:31.224	10	55.358
548	10:26.236	11	55.012
579	11:20.907	12	54.671
610	12:15.908	13	55.001
641	13:10.989	14	55.081
672	14:06.234	15	55.245
703	15:01.161	16	54.927
714	15:35.175		FINISH
736	15:56.728	17	55.567

Seq	Heure Hour	Tour Lap	Temps Time
119 Sorensen, Christian			
140			START
148			[YELLOW LINE]
176	2.046		

Seq	Heure Hour	Tour Lap	Temps Time
215	1:00.937	1	58.891
246	1:57.057	2	56.120
278	2:52.774	3	55.717
310	3:48.848	4	56.074
346	4:45.441	5	56.593
379	5:41.678	6	56.237
411	6:37.303	7	55.625
444	7:32.331	8	55.028
476	8:27.077	9	54.746
508	9:22.301	10	55.224
539	10:17.041	11	54.740
570	11:11.525	12	54.484
601	12:06.017	13	54.492
632	13:00.373	14	54.356
663	13:54.926	15	54.553
694	14:49.522	16	54.596
714	15:35.175		FINISH
726	15:44.106	17	54.584

Seq	Heure Hour	Tour Lap	Temps Time
120 Thill, Olivier			
140			START
185			[YELLOW LINE]
204	3.974		
234	1:09.032	1	1:05.058
266	2:07.106	2	58.074
303	3:06.439	3	59.333
335	4:02.427	4	55.988
365	4:59.968	5	57.541
396	5:56.139	6	56.171
429	6:52.006	7	55.867
461	7:47.548	8	55.542
491	8:43.403	9	55.855
522	9:38.543	10	55.140
553	10:33.563	11	55.020
584	11:28.748	12	55.185
617	12:24.787	13	56.039
648	13:19.654	14	54.867
679	14:14.540	15	54.886
710	15:09.265	16	54.725
714	15:35.175		FINISH
742	16:04.086	17	54.821

Seq	Heure Hour	Tour Lap	Temps Time
121 Pakari, Mikko			
140			START
144			[YELLOW LINE]
171	1.576		
213	1:00.082	1	58.506
244	1:56.456	2	56.374



KF3

Course 1 / Race 1

Historique / Records

Seq	Heure Hour	Tour Lap	Temps Time
275	2:52.268	3	55.812
307	3:47.899	4	55.631
339	4:42.850	5	54.951
371	5:37.537	6	54.687
403	6:32.383	7	54.846
436	7:27.033	8	54.650
468	8:21.597	9	54.564
499	9:16.074	10	54.477
530	10:10.396	11	54.322
561	11:04.806	12	54.410
592	11:59.207	13	54.401
623	12:53.483	14	54.276
654	13:47.782	15	54.299
685	14:42.150	16	54.368
714	15:35.175	FINISH	
715	15:36.914	17	54.764

Seq	Heure Hour	Tour Lap	Temps Time
366	5:00.601	5	58.391
397	5:56.609	6	56.008
430	6:52.145	7	55.536
462	7:47.693	8	55.548
492	8:43.692	9	55.999
523	9:38.690	10	54.998
554	10:33.772	11	55.082
586	11:29.240	12	55.468
616	12:24.346	13	55.106
647	13:19.128	14	54.782
678	14:14.148	15	55.020
709	15:08.920	16	54.772
714	15:35.175	FINISH	
741	16:03.918	17	54.998

Seq	Heure Hour	Tour Lap	Temps Time
401	6:31.521	7	54.774
434	7:26.243	8	54.722
466	8:20.852	9	54.609
497	9:15.273	10	54.421
528	10:09.643	11	54.370
559	11:03.984	12	54.341
590	11:58.437	13	54.453
621	12:52.845	14	54.408
652	13:47.122	15	54.277
683	14:41.494	16	54.372
714	15:35.175	FINISH	
721	15:41.114	17	59.620

122 Valtanen, Juhu

Seq	Heure Hour	Tour Lap	Temps Time
140		START	
153	[YELLOW LINE]		
181	2.244		
227	1:06.808	1	1:04.564
258	2:02.719	2	55.911
289	2:58.024	3	55.305
322	3:54.085	4	56.061
353	4:49.704	5	55.619
384	5:44.874	6	55.170
416	6:40.313	7	55.439
449	7:35.140	8	54.827
481	8:29.843	9	54.703
512	9:24.656	10	54.813
544	10:19.917	11	55.261
575	11:14.638	12	54.721
606	12:09.297	13	54.659
637	13:05.450	14	56.153
668	14:00.249	15	54.799
699	14:54.936	16	54.687
714	15:35.175	FINISH	
731	15:50.114	17	55.178

126 Villemi, Hans

Seq	Heure Hour	Tour Lap	Temps Time
140		START	
179	[YELLOW LINE]		
198	3.485		
238	1:09.888	1	1:06.403
270	2:07.433	2	57.545
300	3:04.603	3	57.170
334	4:02.210	4	57.607

128 Hansson, Robin L.

Seq	Heure Hour	Tour Lap	Temps Time
140		START	
174	[YELLOW LINE]		
196	3.359		
229	1:07.664	1	1:04.305
260	2:04.974	2	57.310
291	3:00.738	3	55.764
323	3:55.859	4	55.121
355	4:50.874	5	55.015
386	5:45.617	6	54.743
417	6:40.831	7	55.214
450	7:35.958	8	55.127
482	8:30.687	9	54.729
513	9:25.031	10	54.344
543	10:19.644	11	54.613
574	11:14.223	12	54.579
605	12:08.644	13	54.421
636	13:03.025	14	54.381
667	13:57.362	15	54.337
697	14:51.846	16	54.484
714	15:35.175	FINISH	
729	15:46.569	17	54.723

129 Sorensen, Lasse

Seq	Heure Hour	Tour Lap	Temps Time
140		START	
141	[YELLOW LINE]		
160	1.319		
210	59.476	1	58.157
242	1:55.685	2	56.209
274	2:51.335	3	55.650
305	3:46.803	4	55.468
337	4:41.740	5	54.937
369	5:36.747	6	55.007

131 Tiihonen, Niklas

Seq	Heure Hour	Tour Lap	Temps Time
140		START	
150	[YELLOW LINE]		
177	2.095		
219	1:02.682	1	1:00.587
250	1:58.654	2	55.972
281	2:54.315	3	55.661
313	3:49.260	4	54.945
344	4:44.481	5	55.221
377	5:41.164	6	56.683
410	6:37.058	7	55.894
443	7:31.786	8	54.728
475	8:26.364	9	54.578
506	9:20.832	10	54.468
537	10:15.234	11	54.402
567	11:09.541	12	54.307
598	12:04.113	13	54.572
629	12:58.638	14	54.525
660	13:53.083	15	54.445
690	14:47.600	16	54.517
714	15:35.175	FINISH	
722	15:41.905	17	54.305

132 Hovenaars, Peter

Seq	Heure Hour	Tour Lap	Temps Time
140		START	
147	[YELLOW LINE]		
172	1.657		
216	1:01.464	1	59.807
247	1:57.602	2	56.138
280	2:53.670	3	56.068
312	3:49.107	4	55.437
343	4:44.329	5	55.222
398	6:04.440	6	1:20.111
431	6:59.879	7	55.439
463	7:55.243	8	55.364



KF3
Course 1 / Race 1
Historique / Records

Seq	Heure Hour	Tour Lap	Temps Time
494	8:50.431	9	55.188
525	9:45.047	10	54.616
556	10:39.546	11	54.499
587	11:34.097	12	54.551
618	12:28.755	13	54.658
649	13:23.328	14	54.573
680	14:18.397	15	55.069
711	15:13.142	16	54.745
714	15:35.175	FINISH	
743	16:08.470	17	55.328

141 Rudakov, Pavel

140		START	
183	[YELLOW LINE]		
201	3.849		
714	15:35.175	FINISH	

142 Ryzhkov, Maxim

140		START	
164	[YELLOW LINE]		
194	2.808		
223	1:04.445	1	1:01.637
255	2:00.041	2	55.596
285	2:57.150	3	57.109
317	3:52.569	4	55.419
349	4:47.599	5	55.030
382	5:43.945	6	56.346
415	6:39.906	7	55.961
448	7:34.872	8	54.966
480	8:29.521	9	54.649
511	9:24.042	10	54.521
542	10:18.479	11	54.437
573	11:13.097	12	54.618
604	12:07.719	13	54.622
635	13:02.222	14	54.503
666	13:57.212	15	54.990
698	14:52.299	16	55.087
714	15:35.175	FINISH	
730	15:47.033	17	54.734

143 Aho, Emil

140		START	
186	[YELLOW LINE]		
205	4.087		
237	1:09.770	1	1:05.683
267	2:07.247	2	57.477

Seq	Heure Hour	Tour Lap	Temps Time
299	3:03.993	3	56.746
326	4:00.411	4	56.418
358	4:55.374	5	54.963
389	5:50.219	6	54.845
421	6:45.363	7	55.144
452	7:40.706	8	55.343
484	8:35.790	9	55.084
515	9:30.586	10	54.796
547	10:25.925	11	55.339
578	11:20.488	12	54.563
609	12:15.211	13	54.723
640	13:10.330	14	55.119
671	14:05.167	15	54.837
702	14:59.966	16	54.799
714	15:35.175	FINISH	
734	15:54.851	17	54.885

145 Stupenkov, Egor

140		START	
163	[YELLOW LINE]		
192	2.937		
230	1:08.074	1	1:05.137
262	2:05.773	2	57.699
295	3:03.363	3	57.590
330	4:01.153	4	57.790
360	4:57.432	5	56.279
391	5:52.684	6	55.252
424	6:49.313	7	56.629
456	7:45.869	8	56.556
489	8:42.982	9	57.113
520	9:37.883	10	54.901
551	10:32.709	11	54.826
582	11:27.606	12	54.897
613	12:22.319	13	54.713
644	13:17.123	14	54.804
675	14:12.060	15	54.937
706	15:06.796	16	54.736
714	15:35.175	FINISH	
738	16:01.735	17	54.939

147 Sylvest, Nicolai

140		START	
180	[YELLOW LINE]		
199	3.627		
236	1:09.642	1	1:06.015
269	2:07.323	2	57.681
298	3:03.753	3	56.430
329	4:01.054	4	57.301

Seq	Heure Hour	Tour Lap	Temps Time
359	4:56.202	5	55.148
390	5:50.863	6	54.661
422	6:46.510	7	55.647
454	7:41.355	8	54.845
486	8:36.067	9	54.712
516	9:30.811	10	54.744
546	10:25.301	11	54.490
577	11:19.549	12	54.248
608	12:13.684	13	54.135
639	13:08.191	14	54.507
670	14:02.558	15	54.367
701	14:56.927	16	54.369
714	15:35.175	FINISH	
733	15:52.169	17	55.242

148 Kuusiniemi, Jussi

140		START	
193	[YELLOW LINE]		
206	4.359		
235	1:09.512	1	1:05.153
265	2:07.075	2	57.563
296	3:03.626	3	56.551
333	4:02.159	4	58.533
364	4:59.938	5	57.779
395	5:55.984	6	56.046
428	6:51.919	7	55.935
460	7:47.269	8	55.350
490	8:43.239	9	55.970
521	9:38.480	10	55.241
552	10:33.346	11	54.866
583	11:28.376	12	55.030
614	12:23.155	13	54.779
645	13:17.905	14	54.750
676	14:12.772	15	54.867
707	15:07.491	16	54.719
714	15:35.175	FINISH	
739	16:02.353	17	54.862

149 Beer, Nicolas

140		START	
149	[YELLOW LINE]		
175	1.847		
214	1:00.627	1	58.780
245	1:56.972	2	56.345
277	2:52.656	3	55.684
309	3:48.590	4	55.934
341	4:43.771	5	55.181
373	5:38.630	6	54.859



KF3

Course 1 / Race 1

Historique / Records

Seq	Heure Hour	Tour Lap	Temps Time
408	6:35.939	7	57.309
441	7:31.133	8	55.194
473	8:25.876	9	54.743
504	9:20.408	10	54.532
535	10:14.836	11	54.428
566	11:09.389	12	54.553
597	12:03.657	13	54.268
628	12:58.236	14	54.579
659	13:52.931	15	54.695
692	14:48.251	16	55.320
714	15:35.175	FINISH	
724	15:43.108	17	54.857

151 Koch Malja, Gustav

Seq	Heure Hour	Tour Lap	Temps Time
140		START	
158	[YELLOW LINE]		
190	2.693		
224	1:04.962	1	1:02.269
256	2:00.615	2	55.653
286	2:57.453	3	56.838
318	3:52.973	4	55.520
350	4:47.965	5	54.992
380	5:43.127	6	55.162
413	6:39.003	7	55.876
446	7:33.986	8	54.983
478	8:28.713	9	54.727
509	9:23.198	10	54.485
540	10:17.644	11	54.446
571	11:12.155	12	54.511
602	12:06.625	13	54.470
633	13:01.052	14	54.427
664	13:55.563	15	54.511
695	14:49.975	16	54.412
714	15:35.175	FINISH	
727	15:44.490	17	54.515

156 Koch, Davey

Seq	Heure Hour	Tour Lap	Temps Time
140		START	
155	[YELLOW LINE]		
188	2.562		
221	1:03.402	1	1:00.840
253	1:58.993	2	55.591
284	2:56.507	3	57.514
316	3:51.444	4	54.937
348	4:46.317	5	54.873
378	5:41.508	6	55.191
409	6:36.833	7	55.325
442	7:31.490	8	54.657

Seq	Heure Hour	Tour Lap	Temps Time
474	8:26.103	9	54.613
505	9:20.700	10	54.597
536	10:15.055	11	54.355
568	11:10.270	12	55.215
599	12:04.586	13	54.316
631	12:59.300	14	54.714
662	13:53.898	15	54.598
693	14:48.341	16	54.443
714	15:35.175	FINISH	
725	15:43.164	17	54.823

158 Machunskas, Lukas

Seq	Heure Hour	Tour Lap	Temps Time
140		START	
156	[YELLOW LINE]		
187	2.570		
218	1:02.184	1	59.614
251	1:58.707	2	56.523
287	2:57.698	3	58.991
319	3:53.579	4	55.881
354	4:50.016	5	56.437
385	5:45.088	6	55.072
419	6:41.697	7	56.609
451	7:37.349	8	55.652
483	8:32.473	9	55.124
514	9:27.528	10	55.055
545	10:22.498	11	54.970
576	11:17.070	12	54.572
607	12:11.442	13	54.372
638	13:06.379	14	54.937
669	14:01.934	15	55.555
700	14:56.761	16	54.827
714	15:35.175	FINISH	
732	15:51.881	17	55.120

159 Gulbrandsen, Kenneth Vik

Seq	Heure Hour	Tour Lap	Temps Time
140		START	
167	[YELLOW LINE]		
191	2.900		
226	1:06.767	1	1:03.867
261	2:05.236	2	58.469
292	3:02.758	3	57.522
327	4:00.996	4	58.238
361	4:57.926	5	56.930
394	5:54.709	6	56.783
427	6:50.714	7	56.005
459	7:46.321	8	55.607
714	15:35.175	FINISH	

162 Larsen, Kasper

Seq	Heure Hour	Tour Lap	Temps Time
140		START	
169	[YELLOW LINE]		
197	3.368		
231	1:08.319	1	1:04.951
268	2:07.248	2	58.929
302	3:05.835	3	58.587
332	4:02.031	4	56.196
362	4:58.146	5	56.115
393	5:54.311	6	56.165
426	6:50.415	7	56.104
457	7:45.923	8	55.508
493	8:44.349	9	58.426
524	9:39.148	10	54.799
555	10:33.928	11	54.780
585	11:28.884	12	54.956
615	12:23.968	13	55.084
646	13:18.635	14	54.667
677	14:13.322	15	54.687
708	15:08.137	16	54.815
714	15:35.175	FINISH	
740	16:02.968	17	54.831

165 Mäntylä, Ville

Seq	Heure Hour	Tour Lap	Temps Time
140		START	
142	[YELLOW LINE]		
162	1.252		
211	59.541	1	58.289
243	1:56.030	2	56.489
276	2:52.345	3	56.315
308	3:48.255	4	55.910
340	4:43.322	5	55.067
372	5:38.154	6	54.832
404	6:32.913	7	54.759
437	7:27.600	8	54.687
469	8:22.343	9	54.743
500	9:16.928	10	54.585
531	10:11.318	11	54.390
564	11:06.686	12	55.368
595	12:01.172	13	54.486
626	12:55.472	14	54.300
657	13:49.774	15	54.302
688	14:44.229	16	54.455
714	15:35.175	FINISH	
719	15:38.984	17	54.755

166 Nielsen, Nicklas

140		START	
-----	--	-------	--



KF3

Course 1 / Race 1

Historique / Records

Seq	Heure Hour	Tour Lap	Temps Time
159	[YELLOW LINE]		
202	3.765		
240	1:27.960	1	1:24.195
272	2:24.691	2	56.731
304	3:21.302	3	56.611
336	4:17.414	4	56.112
368	5:13.406	5	55.992
400	6:09.824	6	56.418
433	7:05.753	7	55.929
465	8:01.225	8	55.472
496	8:56.554	9	55.329
527	9:52.254	10	55.700
558	10:47.454	11	55.200
588	11:42.498	12	55.044
619	12:37.409	13	54.911
650	13:32.136	14	54.727
681	14:26.975	15	54.839
712	15:21.828	16	54.853
714	15:35.175	FINISH	
744	16:16.675	17	54.847

For information purposes.
No official / regulatory value.


KF3
Course 1 / Race 1
Grille de départ / Starting grid

Départ / Start : 02.05.2010 - 13h55 Fermeture pré grille / Closing of the grid : 13h50 17 Tours/Laps = 20.910 Km

Aho, Emil	143	- 17 -	148	Kuusiniemi, Jussi
Thill, Olivier	120	- 16 -	147	Sylvest, Nicolai
Rudakov, Pavel	141	- 15 -	128	Hansson, Robin L.
Oomen, Kim	111	- 14 -	115	Ovaska, Pyry
Villemi, Hans	126	- 13 -	159	Gulbrandsen, Kenneth Vik
Larsen, Kasper	162	- 12 -	142	Ryzhkov, Maxim
Stupenkov, Egor	145	- 11 -	133	Bedoret, Sébastien
Mirguet, Simon	109	- 10 -	151	Koch Malja, Gustav
Nielsen, Nicklas	166	- 9 -	156	Koch, Davey
Machunskas, Lukas	158	- 8 -	101	Hansen, Andreas Sebastian
Orudshev, Egor	104	- 7 -	122	Valtanen, Juho
Mortensen, Martin Henchel	106	- 6 -	131	Tiihonen, Niklas
Sorensen, Christian	119	- 5 -	103	Olsen, Dennis
Beer, Nicolas	149	- 4 -	114	Rossel, Kevin
Hovenaars, Peter	132	- 3 -	121	Pakari, Mikko
Flygenring, Jannick	105	- 2 -	102	Verstappen, Max
Mäntylä, Ville	165	- 1 -	129	Sorensen, Lasse

- Pole -



Heats Results



CIK-FIA European KF3 Championship

Thy (DNK), Northern Qualification - 29.04 - 02.05.2010



KF3

Classement Intermédiaire / Intermediate Classification

Officiel / Official

Clt Rnk	N° No.	Concurrent Entrant	Nat	Pilote Driver	Nat	Essais Qualifying	A-C	B-D	C-E	A-D	D-E	A-B	B-E	C-D	A-E	B-C	Points
1	165	Anttila, Teemu	FIN	Mäntylä, Ville	FIN	1	0	-	-	3	-	2	-	-	2	-	7
2	129	Sorensen, Ruben L.	DNK	Sorensen, Lasse	DNK	16	4	-	-	0	-	3	-	-	3	-	10
3	105	Ichiban Racing	DNK	Flygenring, Jannick	DNK	7	-	0	-	-	-	0	4	-	-	8	12
4	102	CRG Holland	NLD	Verstappen, Max	NLD	6	3	-	-	2	-	11	-	-	0	-	16
5	132	Intrepid Driver Program	ITA	Hoevenaars, Peter	NLD	3	2	-	4	-	-	-	-	8	-	3	17
6	121	Redstep	FIN	Pakari, Mikko	FIN	28	6	-	5	-	-	-	-	2	-	4	17
7	149	Becher-Madsen Service	DNK	Beer, Nicolas	DNK	2	-	5	-	-	-	12	0	-	-	2	19
8	114	Ward Racing	SWE	Rossel, Kevin	DNK	15	-	-	9	-	0	-	3	-	12	-	24
9	119	Italsport/Racing Motor	SWE	Sorensen, Christian	DNK	31	10	-	-	7	-	4	-	-	4	-	25
10	103	Energy Corse	ITA	Olsen, Dennis	NOR	5	-	-	10	-	2	-	5	-	9	-	26
11	106	Dam Racing	DNK	Mortensen, Martin Henchel	DNK	17	-	2	-	-	-	13	6	-	-	6	27
12	131	Pirkola Racing	FIN	Tiihonen, Niklas	FIN	33	11	-	7	-	-	-	-	0	-	12	30
13	104	Intrepid Driver Program	ITA	Orudshev, Egor	RUS	12	-	3	-	-	-	26	2	-	-	0	31
14	122	Valtanan, Juhani	FIN	Valtanan, Juho	FIN	9	-	7	-	12	9	-	-	4	-	-	32
15	158	Daems Racing	BEL	Machunskas, Lukas	NLD	23	9	-	11	-	-	-	-	5	-	10	35
16	101	EGP Racing	BEL	Hansen, Andreas Sebastian	DNK	12	-	-	5	-	7	-	-	-	11	-	35
17	166	DR Srl	ITA	Nielsen, Nicklas	DNK	8	7	-	2	-	-	-	-	22	-	7	38
18	156	VF Racing Team	NLD	Koch, Davey	NLD	18	5	-	0	-	-	-	-	28	-	5	38
19	109	Mirguet, Dominique	BEL	Mirguet, Simon	BEL	27	-	8	-	-	-	8	8	-	-	15	39
20	151	Ward Racing	SWE	Koch Malja, Gustav	SWE	20	-	-	6	-	7	-	13	-	17	-	43
21	145	PDB Racing Team	NLD	Stupenkov, Egor	RUS	13	13	-	3	-	-	-	-	3	-	25	44
22	133	Meunier, Samantha	BEL	Bedoret, Sébastien	BEL	24	-	4	-	4	13	-	-	23	-	-	44
23	162	Ichiban Racing	DNK	Larsen, Kasper	DNK	25	-	-	20	-	4	-	10	-	10	-	44
24	142	Team Komarov	RUS	Ryzhkov, Maxim	RUS	32	-	10	-	-	-	15	9	-	-	11	45
25	126	JTL Racing Oy	FIN	Villemi, Hans	EST	39	-	13	-	10	11	-	-	13	-	-	47
26	159	Adapta AS	NOR	Gulbrandsen, Kenneth Vik	NOR	10	-	-	13	-	23	-	7	-	5	-	48
27	111	Keijzer Racing	NLD	Oomen, Kim	NLD	11	8	-	-	11	-	6	-	-	23	-	48
28	115	Redstep	FIN	Ovaska, Pyry	FIN	41	15	-	-	14	-	14	-	-	8	-	51
29	141	Team Komarov	RUS	Rudakov, Pavel	RUS	34	-	25	-	9	3	-	-	16	-	-	53
30	128	Ward Racing	SWE	Hansson, Robin L.	SWE	14	-	6	-	6	24	-	-	18	-	-	54
31	120	Daems Racing	BEL	Thill, Olivier	LUX	35	-	-	14	-	14	-	12	-	14	-	54
32	147	Becher-Madsen Service	DNK	Sylvest, Nicolai	DNK	19	-	19	-	25	6	-	-	6	-	-	56
33	143	Aho, Eero	FIN	Aho, Emil	FIN	30	-	-	21	-	5	-	24	-	6	-	56
34	148	Kohtala Sports	FIN	Kuusiniemi, Jussi	FIN	52	-	9	-	-	-	9	21	-	-	17	56

Non Qualifiés / Not Qualified







35	118	Maranello Kart DK	DNK	Overgaard Pedersen, Mikkel	DNK	36	22	-	-	17	-	5	-	-	13	-	57
36	130	Carpenna, Diego	BEL	Carpenna, Maxime	BEL	38	19	-	18	-	-	-	-	7	-	13	57
37	138	Ingemann Racing	DNK	Ingemann, Nicklas	DNK	45	-	-	8	-	10	-	15	-	24	-	57
38	112	EGP Racing	BEL	Pereira, Dylan	LUX	22	-	15	-	-	-	18	16	-	-	9	58
39	110	Redstep	FIN	Nylund, Niclas	FIN	-	-	12	-	-	-	16	14	-	-	16	58
40	136	JTL Racing Oy	FIN	Hatakka, Tommi	FIN	4	-	11	-	21	17	-	-	10	-	-	59
41	140	Di Giacomo, Julio	BEL	Di Giacomo, Mathieu	BEL	29	-	24	-	13	8	-	-	15	-	-	60
42	155	GA co Racing	NOR	Braaten, Jonas Wendelborg	NOR	55	-	-	12	-	12	-	20	-	18	-	62
43	139	Daems Racing	BEL	Hanna, Pierre	BEL	26	16	-	-	15	-	25	-	-	7	-	63
44	137	Intrepid Driver Program	ITA	Shamalov, Danil	RUS	57	-	16	-	-	-	10	22	-	-	19	67
45	153	Maddox	NLD	Van Meever, Maks	NLD	21	24	-	-	8	-	17	-	-	20	-	69
46	157	Intrepid Driver Program	ITA	Godovanyuk, Nikita	RUS	53	23	-	15	-	-	-	-	9	-	22	69
47	127	Semi Karting Oy	FIN	Semi, Valtteri	FIN	37	-	17	-	-	-	21	18	-	-	14	70
48	160	Team Komarov	RUS	Nikitchenko, Ivan	RUS	43	18	-	16	-	-	-	-	12	-	24	70
49	107	PTN Racing	FIN	Muhonen, Simo	FIN	47	-	18	-	-	-	20	11	-	-	21	70
50	117	PDB Racing Team	NLD	Sundahl, Lukas	SWE	50	-	-	17	-	18	-	19	-	19	-	73
51	124	Italsport/Racing Motor	SWE	Von Schedvin, Lina	SWE	51	20	-	-	16	-	23	-	-	15	-	74
52	150	De Leval, Philippe	BEL	De Leval, Romain	BEL	59	-	20	-	18	16	-	-	20	-	-	74
53	152	PDB Racing Team	NLD	Van Dijk, Recardo	NLD	42	-	14	-	-	-	19	25	-	-	18	76



KF3

Classement Intermédiaire / Intermediate Classification

Officiel / Official

Cit Rnk	N° No.	Concurrent Entrant	Nat	Pilote Driver	Nat	Essais Qualifying	A-C	B-D	C-E	A-D	D-E	A-B	B-E	C-D	A-E	B-C	Points
54	116	Norswed A/S		Sletten, Sander Joachim		44	-	21	-	22	20	-	-	14	-	-	77
55	108	PDB Racing Team		Koebolt, Max		46	14	-	-	19	-	24	-	-	21	-	78
56	123	Tapojärvi Oy		Pukema, Pasi		56	17	-	-	23	-	22	-	-	16	-	78
57	144	EGP Racing		Arifi, Axel		54	-	23	-	20	19	-	-	17	-	-	79
58	161	Ward Racing		Nilsson, Hannes		40	-	-	23	-	15	-	17	-	25	-	80
59	125	GP Racing		Romanov, Vasiliy		48	25	-	24	-	-	-	-	11	-	23	83
60	154	Italsport/Racing Motor		Jalkanen, Mattias		58	21	-	22	-	-	-	-	21	-	20	84
61	146	Calvi, Laurent		Calvi, Melissa		49	-	22	-	24	21	-	-	19	-	-	86
62	134	Malm Racing		Kristiansson, Anton		60	-	-	19	-	22	-	23	-	22	-	86

Steward #1

Steward #2

Steward #3


KF3
Manche Qualificative A-C / Qualifying Heat A-C
Grille de départ / Starting grid

Départ / Start : 01.05.2010 - 10h35 Fermeture pré grille / Closing of the grid : 10h30 9 Tours/Laps = 11.070 Km

Hansen, Andreas Sebastian	101	- 13 -	
Pukema, Pasi	123	- 12 -	154 Jalkanen, Mattias
Von Schedvin, Lina	124	- 11 -	157 Godovanyuk, Nikita
Koebolt, Max	108	- 10 -	125 Romanov, Vasiliy
Ovaska, Pyry	115	- 9 -	160 Nikitchenko, Ivan
Overgaard Pedersen, Mikkel	118	- 8 -	130 Carpena, Maxime
Sorensen, Christian	119	- 7 -	131 Tiihonen, Niklas
Hanna, Pierre	139	- 6 -	121 Pakari, Mikko
Van Meever, Maks	153	- 5 -	158 Machunskas, Lukas
Sorensen, Lasse	129	- 4 -	156 Koch, Davey
Oomen, Kim	111	- 3 -	145 Stupenkov, Egor
Verstappen, Max	102	- 2 -	166 Nielsen, Nicklas
Mäntylä, Ville	165	- 1 -	132 Hoevenaars, Peter

- Pole -


KF3
Manche Qualificative A-C / Qualifying Heat A-C
Classement / Classification

Cl Rnk	N° No.	Concurrent Entrant	Nat	Pilote Driver	Nat	Chassis / Moteur / Pneus Chassis / Engine / Tyres	Tours Laps	Ecart Gap	M.Tour B.Lap	Vitesse Speed	Points
1	165	Anttila, Teemu		Mäntylä, Ville		Energy / VKR / Dunlop	9		55.595	79.64	0
2	132	Intrepid Driver Program		Hoevenaars, Peter		Intrepid / TM / Dunlop	9	+0.196	55.550	79.71	2
3	102	CRG Holland		Verstappen, Max		CRG / Maxter / Dunlop	9	+0.614	55.522	79.75	3
4	129	Sorensen, Ruben L.		Sorensen, Lasse		Zanardi / TM / Dunlop	9	+0.792	55.498	79.78	4
5	156	VF Racing Team		Koch, Davey		Tony Kart / Vortex / Dunlop	9	+1.783	55.322	80.04	5
6	121	Redstep		Pakari, Mikko		Maranello / Maranello / Dunlop	9	+4.251	55.386	79.94	6
7	166	DR Srl		Nielsen, Nicklas		DR / Parilla / Dunlop	9	+4.686	55.787	79.37	7
8	111	Keijzer Racing		Oomen, Kim		Zanardi / Maxter / Dunlop	9	+7.750	55.890	79.22	8
9	158	Daems Racing		Machunskas, Lukas		Tony Kart / Vortex / Dunlop	9	+8.089	55.555	79.70	9
10	119	Italsport/Racing Motor		Sorensen, Christian		Birel / BMB / Dunlop	9	+8.314	55.364	79.97	10
11	131	Pirkola Racing		Tiihonen, Niklas		Birel / Parilla / Dunlop	9	+8.336	55.426	79.89	11
12	101	EGP Racing		Hansen, Andreas Sebastian		Intrepid / TM / Dunlop	9	+9.173	55.625	79.60	12
13	145	PDB Racing Team		Stupenkov, Egor		Gillard / Parilla / Dunlop	9	+13.562	56.676	78.12	13
14	108	PDB Racing Team		Koebolt, Max		Maddox / Maxter / Dunlop	9	+13.682	56.406	78.50	14
15	115	Redstep		Ovaska, Pyry		Maranello / Maranello / Dunlop	9	+15.540	56.134	78.88	15
16	139	Daems Racing		Hanna, Pierre		Tony Kart / Vortex / Dunlop	9	+18.001	56.194	78.79	16
17	123	Tapojärvi Oy		Pukema, Pasi		PCR / VKR / Dunlop	9	+19.312	56.603	78.22	17
18	160	Team Komarov		Nikitchenko, Ivan		Maranello / Maranello / Dunlop	9	+20.096	56.961	77.73	18
19	130	Carpenna, Diego		Carpenna, Maxime		CRG / Maxter / Dunlop	9	+21.944	57.031	77.64	19
20	124	Italsport/Racing Motor		Von Schedvin, Lina		Birel / BMB / Dunlop	9	+23.574	56.927	77.78	20
21	154	Italsport/Racing Motor		Jalkanen, Mattias		Birel / BMB / Dunlop	9	+25.101	57.369	77.18	21
22	118	Maranello Kart DK		Overgaard Pedersen, Mikkel		Lenzokart / TM / Dunlop	9	+33.277	59.041	74.99	22
23	157	Intrepid Driver Program		Godovanyuk, Nikita		Intrepid / TM / Dunlop	7	+2 Laps	56.448	78.44	23
24	153	Maddox		Van Meever, Maks		Maddox / Parilla / Dunlop	2	+7 Laps	56.894	77.82	24
25	125	GP Racing		Romanov, Vasiliy		GP / TM / Dunlop		+9 Laps			25

Meilleur tour / Best lap : 156 Koch, Davey - 55.322

Pas un tour / No lap

125	GP Racing		Romanov, Vasiliy		GP / TM / Dunlop						25
-----	-----------	--	------------------	--	------------------	--	--	--	--	--	----

Sous réserve de contrôles technique & sportif / Subject to scrutineering & sporting investigations

Timekeeper



Clerk of the course




KF3
Manche Qualificative A-C / Qualifying Heat A-C
Tour par tour / Lap by lap

Grille / Grid	165	132	102	166	111	145	129	156	153	158	139	121	119	131	118	130	115	160	108	125	124	157	123	154	101
	1.	2.	3.	4.	5.	6.	7.	8.	9.	10.	11.	12.	13.	14.	15.	16.	17.	18.	19.	20.	21.	22.	23.	24.	25.
Départ / Start	165	132	102	166	145	111	129	156	153	158	139	121	119	131	118	108	130	115	160	124	125	123	101	157	154
Tour / Lap 1	165	102	132	166	111	153	129	145	156	158	121	131	119	139	130	108	118	160	124	101	115	157	123	154	
Tour / Lap 2	165	102	132	166	111	129	153	156	131	145	121	119	158	139	130	108	160	124	101	115	157	118	123	154	
Tour / Lap 3	165	102	132	166	111	129	156	131	121	119	158	145	139	130	108	101	160	115	157	124	118	154	123		
Tour / Lap 4	165	102	132	166	129	111	156	131	121	119	158	145	139	101	108	130	157	115	160	124	123	154	118		
Tour / Lap 5	165	102	132	129	166	111	156	121	158	131	119	139	145	101	108	157	115	160	124	130	123	154	118		
Tour / Lap 6	165	132	102	129	166	156	111	121	131	158	119	139	101	145	108	157	115	160	124	123	130	154	118		
Tour / Lap 7	165	132	102	129	166	156	111	121	131	158	119	101	145	108	115	139	160	157	123	130	124	154	118		
Tour / Lap 8	165	132	102	129	156	121	166	111	158	119	131	101	145	108	115	139	160	123	130	124	154	118			
Tour / Lap 9	165	132	102	129	156	121	166	111	158	119	131	101	145	108	115	139	123	160	130	124	154	118			

For information purposes. No official / regulatory value. - Informations sans valeur officielle / réglementaire.



KF3
Manche Qualificative A-C / Qualifying Heat A-C
Historique / Records

Seq	Heure Hour	Tour Lap	Temps Time
-----	---------------	-------------	---------------

101 Hansen, Andreas Sebastian

185			START
218	[YELLOW LINE]		
233	3.236		
255	1:06.492	1	1:03.256
278	2:03.421	2	56.929
299	2:59.792	3	56.371
320	3:56.544	4	56.752
343	4:52.169	5	55.625
365	5:47.918	6	55.749
387	6:44.965	7	57.047
410	7:40.740	8	55.775
421	8:24.544		FINISH
433	8:36.573	9	55.833

102 Verstappen, Max

185			START
189	[YELLOW LINE]		
204	1.516		
237	59.794	1	58.278
261	1:55.852	2	56.058
285	2:51.374	3	55.522
308	3:47.139	4	55.765
331	4:43.069	5	55.930
355	5:39.533	6	56.464
378	6:35.467	7	55.934
401	7:31.468	8	56.001
421	8:24.544		FINISH
424	8:28.014	9	56.546

108 Koebolt, Max

185			START
203	[YELLOW LINE]		
226	2.616		
251	1:04.611	1	1:01.995
275	2:01.481	2	56.870
298	2:59.670	3	58.189
321	3:57.003	4	57.333
344	4:53.437	5	56.434
367	5:49.843	6	56.406
389	6:46.615	7	56.772
412	7:44.063	8	57.448
421	8:24.544		FINISH
435	8:41.082	9	57.019

Seq	Heure Hour	Tour Lap	Temps Time
-----	---------------	-------------	---------------

111 Oomen, Kim

185			START
191	[YELLOW LINE]		
211	1.787		
240	1:01.081	1	59.294
264	1:57.316	2	56.235
288	2:53.247	3	55.931
312	3:49.527	4	56.280
335	4:45.624	5	56.097
359	5:42.114	6	56.490
382	6:38.004	7	55.890
406	7:37.690	8	59.686
421	8:24.544		FINISH
429	8:35.150	9	57.460

115 Ovaska, Pyry

185			START
206	[YELLOW LINE]		
228	2.714		
256	1:06.864	1	1:04.150
279	2:04.023	2	57.159
301	3:01.441	3	57.418
324	3:59.453	4	58.012
346	4:56.520	5	57.067
369	5:52.654	6	56.134
390	6:49.777	7	57.123
413	7:46.400	8	56.623
421	8:24.544		FINISH
436	8:42.940	9	56.540

118 Overgaard Pedersen, Mikkel

185			START
199	[YELLOW LINE]		
224	2.446		
252	1:05.006	1	1:02.560
281	2:04.911	2	59.905
304	3:03.952	3	59.041
329	4:03.696	4	59.744
352	5:02.962	5	59.266
375	6:02.246	6	59.284
398	7:02.391	7	1:00.145
420	8:01.512	8	59.121
421	8:24.544		FINISH
443	9:00.677	9	59.165

Seq	Heure Hour	Tour Lap	Temps Time
-----	---------------	-------------	---------------

119 Sorensen, Christian

185			START
198	[YELLOW LINE]		
223	2.315		
248	1:03.441	1	1:01.126
271	2:00.185	2	56.744
293	2:56.342	3	56.157
316	3:51.706	4	55.364
340	4:49.025	5	57.319
363	5:46.237	6	57.212
386	6:41.743	7	55.506
408	7:38.342	8	56.599
421	8:24.544		FINISH
432	8:35.714	9	57.372

121 Pakari, Mikko

185			START
197	[YELLOW LINE]		
221	2.207		
246	1:02.845	1	1:00.638
270	2:00.001	2	57.156
292	2:56.144	3	56.143
315	3:51.530	4	55.386
337	4:47.006	5	55.476
360	5:42.424	6	55.418
383	6:38.186	7	55.762
404	7:35.035	8	56.849
421	8:24.544		FINISH
427	8:31.651	9	56.616

123 Pukema, Pasi

185			START
213	[YELLOW LINE]		
232	2.947		
258	1:07.456	1	1:04.509
282	2:05.083	2	57.627
306	3:04.366	3	59.283
327	4:01.697	4	57.331
350	4:58.300	5	56.603
372	5:55.332	6	57.032
393	6:52.655	7	57.323
416	7:49.683	8	57.028
421	8:24.544		FINISH
438	8:46.712	9	57.029



KF3

Manche Qualificative A-C / Qualifying Heat A-C

Historique / Records

Seq	Heure Hour	Tour Lap	Temps Time
124 Von Schedvin, Lina			
185			START
210	[YELLOW LINE]		
230	2.859		
254	1:05.734	1	1:02.875
277	2:03.103	2	57.369
303	3:02.083	3	58.980
326	4:00.196	4	58.113
348	4:57.123	5	56.927
371	5:55.264	6	58.141
396	6:53.897	7	58.633
418	7:52.735	8	58.838
421	8:24.544		FINISH
441	8:50.974	9	58.239

125 Romanov, Vasilij			
185			START
209	[YELLOW LINE]		
231	2.937		
421	8:24.544		FINISH

129 Sorensen, Lasse			
185			START
192	[YELLOW LINE]		
214	1.894		
242	1:01.460	1	59.566
265	1:57.597	2	56.137
289	2:53.317	3	55.720
311	3:49.089	4	55.772
333	4:44.956	5	55.867
356	5:40.683	6	55.727
379	6:36.260	7	55.577
402	7:31.758	8	55.498
421	8:24.544		FINISH
425	8:28.192	9	56.434

130 Carpena, Maxime			
185			START
201	[YELLOW LINE]		
227	2.623		
250	1:04.327	1	1:01.704
274	2:01.358	2	57.031
297	2:59.584	3	58.226
322	3:58.763	4	59.179
349	4:58.238	5	59.475

373	5:56.044	6	57.806
395	6:53.737	7	57.693
417	7:52.173	8	58.436
421	8:24.544		FINISH
440	8:49.344	9	57.171

131 Tiihonen, Niklas			
185			START
200	[YELLOW LINE]		
222	2.342		
247	1:03.135	1	1:00.793
268	1:59.414	2	56.279
291	2:55.458	3	56.044
314	3:50.968	4	55.510
339	4:48.808	5	57.840
361	5:45.574	6	56.766
384	6:41.000	7	55.426
409	7:38.612	8	57.612
421	8:24.544		FINISH
431	8:35.736	9	57.124

132 Hoevenaars, Peter			
185			START
187	[YELLOW LINE]		
207	1.423		
238	1:00.212	1	58.789
262	1:56.156	2	55.944
286	2:51.706	3	55.550
309	3:47.381	4	55.675
332	4:43.375	5	55.994
354	5:39.415	6	56.040
377	6:35.230	7	55.815
400	7:30.933	8	55.703
421	8:24.544		FINISH
423	8:27.596	9	56.663

139 Hanna, Pierre			
185			START
196	[YELLOW LINE]		
220	2.122		
249	1:04.099	1	1:01.977
273	2:01.068	2	56.969
296	2:57.935	3	56.867
319	3:54.129	4	56.194
341	4:50.771	5	56.642
364	5:47.792	6	57.021

391	6:51.627	7	1:03.835
414	7:48.517	8	56.890
421	8:24.544		FINISH
437	8:45.401	9	56.884

145 Stupenkov, Egor			
185			START
190	[YELLOW LINE]		
212	1.770		
243	1:01.870	1	1:00.100
269	1:59.482	2	57.612
295	2:57.105	3	57.623
318	3:53.781	4	56.676
342	4:50.895	5	57.114
366	5:48.440	6	57.545
388	6:46.377	7	57.937
411	7:43.779	8	57.402
421	8:24.544		FINISH
434	8:40.962	9	57.183

153 Van Meever, Maks			
185			START
194	[YELLOW LINE]		
216	2.004		
241	1:01.295	1	59.291
266	1:58.189	2	56.894
421	8:24.544		FINISH

154 Jalkanen, Mattias			
185			START
225	[YELLOW LINE]		
235	3.546		
259	1:07.772	1	1:04.226
283	2:05.308	2	57.536
305	3:04.126	3	58.818
328	4:03.017	4	58.891
351	5:00.386	5	57.369
374	5:57.969	6	57.583
397	6:55.804	7	57.835
419	7:54.744	8	58.940
421	8:24.544		FINISH
442	8:52.501	9	57.757

156 Koch, Davey			
185			START



KF3

Manche Qualificative A-C / Qualifying Heat A-C

Historique / Records

Seq	Heure Hour	Tour Lap	Temps Time
193	[YELLOW LINE]		
215	1.926		
244	1:02.221	1	1:00.295
267	1:59.031	2	56.810
290	2:55.083	3	56.052
313	3:50.425	4	55.342
336	4:45.747	5	55.322
358	5:41.860	6	56.113
381	6:37.282	7	55.422
403	7:33.365	8	56.083
421	8:24.544	FINISH	
426	8:29.183	9	55.818

Seq	Heure Hour	Tour Lap	Temps Time
276	2:02.947	2	57.725
300	3:01.299	3	58.352
325	3:59.869	4	58.570
347	4:57.056	5	57.187
370	5:54.562	6	57.506
392	6:52.404	7	57.842
415	7:49.365	8	56.961
421	8:24.544	FINISH	
439	8:47.496	9	58.131

165 Mäntylä, Ville

185	START		
186	[YELLOW LINE]		
202	1.291		
236	59.285	1	57.994
260	1:55.571	2	56.286
284	2:51.166	3	55.595
307	3:46.912	4	55.746
330	4:42.871	5	55.959
353	5:38.663	6	55.792
376	6:34.467	7	55.804
399	7:30.658	8	56.191
421	8:24.544	FINISH	
422	8:27.400	9	56.742

157 Godovanyuk, Nikita

185	START		
219	[YELLOW LINE]		
234	3.415		
257	1:07.288	1	1:03.873
280	2:04.627	2	57.339
302	3:01.563	3	56.936
323	3:58.854	4	57.291
345	4:55.362	5	56.508
368	5:51.810	6	56.448
394	6:52.590	7	1:00.780
421	8:24.544	FINISH	

166 Nielsen, Nicklas

185	START		
188	[YELLOW LINE]		
208	1.543		
239	1:00.489	1	58.946
263	1:56.848	2	56.359
287	2:53.005	3	56.157
310	3:49.006	4	56.001
334	4:45.397	5	56.391
357	5:41.184	6	55.787
380	6:37.075	7	55.891
405	7:35.325	8	58.250
421	8:24.544	FINISH	
428	8:32.086	9	56.761

158 Machunskas, Lukas

185	START		
195	[YELLOW LINE]		
217	2.044		
245	1:02.693	1	1:00.649
272	2:00.333	2	57.640
294	2:56.743	3	56.410
317	3:52.705	4	55.962
338	4:48.736	5	56.031
362	5:45.811	6	57.075
385	6:41.366	7	55.555
407	7:38.338	8	56.972
421	8:24.544	FINISH	
430	8:35.489	9	57.151

160 Nikitchenko, Ivan

185	START		
205	[YELLOW LINE]		
229	2.777		
253	1:05.222	1	1:02.445

For information purposes.
No official / regulatory value.


KF3
Manche Qualificative B-D / Qualifying Heat B-D
Grille de départ / Starting grid

Départ / Start : 01.05.2010 - 11h00 Fermeture pré grille / Closing of the grid : 10h55 9 Tours/Laps = 11.070 Km

Nylund, Niclas	110	- 13 -	
Shamalov, Danil	137	- 12 -	150 De Leval, Romain
Kuusiniemi, Jussi	148	- 11 -	144 Arifi, Axel
Muhonen, Simo	107	- 10 -	146 Calvi, Melissa
Van Dijk, Recardo	152	- 9 -	116 Sletten, Sander Joachim
Semi, Valtteri	127	- 8 -	126 Villemi, Hans
Ryzhkov, Maxim	142	- 7 -	141 Rudakov, Pavel
Mirguet, Simon	109	- 6 -	140 Di Giacomo, Mathieu
Pereira, Dylan	112	- 5 -	133 Bedoret, Sébastien
Mortensen, Martin Henchel	106	- 4 -	147 Sylvest, Nicolai
Orudshev, Egor	104	- 3 -	128 Hansson, Robin L.
Flygenring, Jannick	105	- 2 -	122 Valtanen, Juho
Beer, Nicolas	149	- 1 -	136 Hatakka, Tommi

- Pole -


KF3
Manche Qualificative B-D / Qualifying Heat B-D
Classement / Classification

Clt Rnk	N° No.	Concurrent Entrant	Nat	Pilote Driver	Nat	Chassis / Moteur / Pneus Chassis / Engine / Tyres	Tours Laps	Ecart Gap	Pénalité Penalty	M.Tour B.Lap	Vitesse Speed	Points
1	105	Ichiban Racing		Flygenring, Jannick		Haase / Parilla / Dunlop	9			55.445	79.86	0
2	106	Dam Racing		Mortensen, Martin Henchel		Sodi / Parilla / Dunlop	9	+0.228		55.253	80.14	2
3	104	Intrepid Driver Program		Orudshev, Egor		Intrepid / TM / Dunlop	9	+2.481		55.411	79.91	3
4	133	Meunier, Samantha		Bedoret, Sébastien		Kosmic / Vortex / Dunlop	9	+5.024		55.962	79.12	4
5	149	Becher-Madsen Service		Beer, Nicolas		FA Kart / Vortex / Dunlop	9	+5.414	+3.000	55.477	79.81	5
6	128	Ward Racing		Hansson, Robin L.		Tony Kart / Vortex / Dunlop	9	+6.498		55.230	80.17	6
7	122	Valtanen, Juhani		Valtanen, Juho		CRG / Maxter / Dunlop	9	+6.617		55.938	79.15	7
8	109	Mirguet, Dominique		Mirguet, Simon		DR / Parilla / Dunlop	9	+7.501		55.820	79.32	8
9	148	Kohtala Sports		Kuusiniemi, Jussi		Haase / VKR / Dunlop	9	+12.302		56.376	78.54	9
10	142	Team Komarov		Ryzhkov, Maxim		Maranello / Maranello / Dunlop	9	+12.521		56.303	78.64	10
11	136	JTL Racing Oy		Hatakka, Tommi		Tony Kart / VKR / Dunlop	9	+13.896		56.174	78.82	11
12	110	Redstep		Nylund, Niclas		Maranello / VKR / Dunlop	9	+15.855		56.247	78.72	12
13	126	JTL Racing Oy		Villemi, Hans		Tony Kart / Vortex / Dunlop	9	+16.660		56.759	78.01	13
14	152	PDB Racing Team		Van Dijk, Recardo		Gillard / Maxter / Dunlop	9	+20.677		56.734	78.04	14
15	112	EGP Racing		Pereira, Dylan		Intrepid / TM / Dunlop	9	+21.038		56.261	78.70	15
16	137	Intrepid Driver Program		Shamalov, Danil		Intrepid / TM / Dunlop	9	+22.118		56.929	77.78	16
17	127	Semi Karting Oy		Semi, Valtteri		CRG / Maxter / Dunlop	9	+22.658		56.837	77.90	17
18	107	PTN Racing		Muhonen, Simo		Birel / VKR / Dunlop	9	+22.813		56.279	78.67	18
19	147	Becher-Madsen Service		Sylvest, Nicolai		FA Kart / Vortex / Dunlop	9	+23.806		55.662	79.55	19
20	150	De Leval, Philippe		De Leval, Romain		Swiss Hutless / TM / Dunlop	9	+24.124		56.382	78.53	20
21	116	Norswed A/S		Sletten, Sander Joachim		Tony Kart / Vortex / Dunlop	9	+24.676		56.808	77.94	21
22	146	Calvi, Laurent		Calvi, Melissa		CRG / Maxter / Dunlop	9	+24.791		57.428	77.10	22
23	144	EGP Racing		Arifi, Axel		Intrepid / TM / Dunlop	9	+30.946		56.987	77.70	23
24	140	Di Giacomo, Julio		Di Giacomo, Mathieu		Kosmic / Vortex / Dunlop	9	+50.414		57.158	77.46	24
25	141	Team Komarov		Rudakov, Pavel		Tony Kart / BMB / Dunlop		+9 Laps				25

Meilleur tour / Best lap : 128 Hansson, Robin L. - 55.230

Pas un tour / No lap

141	Team Komarov		Rudakov, Pavel		Tony Kart / BMB / Dunlop							25
-----	--------------	--	-----------------------	--	--------------------------	--	--	--	--	--	--	-----------

#149 : 3" penalty for no respect of starting procedure, Art.29) of KF3 European Championship Prescriptions

Sous réserve de contrôles technique & sportif / Subject to scrutineering & sporting investigations

Timekeeper



Clerk of the course





KF3
Manche Qualificative B-D / Qualifying Heat B-D
Tour par tour / Lap by lap

Grille / Grid	149	136	105	122	104	128	106	147	112	133	109	140	142	141	127	126	152	116	107	146	148	144	137	150	110
	1.	2.	3.	4.	5.	6.	7.	8.	9.	10.	11.	12.	13.	14.	15.	16.	17.	18.	19.	20.	21.	22.	23.	24.	25.
Départ / Start	149	105	136	104	122	106	128	112	147	133	109	142	140	141	127	126	152	107	116	148	137	146	144	150	110
Tour / Lap 1	105	104	149	122	106	133	136	109	142	128	116	148	127	152	137	144	126	150	107	110	112	146	147	140	
Tour / Lap 2	105	104	149	106	122	133	109	136	128	116	142	148	127	152	137	144	126	150	110	112	107	146	147	140	
Tour / Lap 3	105	104	149	106	133	122	109	128	136	116	148	142	127	152	137	144	126	110	112	107	150	146	147	140	
Tour / Lap 4	105	149	104	106	133	122	109	128	136	148	142	152	127	137	144	116	126	110	112	107	150	146	147	140	
Tour / Lap 5	105	149	104	106	133	122	109	128	136	148	142	152	127	110	126	137	112	144	116	107	147	150	146	140	
Tour / Lap 6	105	106	104	149	133	128	109	122	136	148	142	110	127	152	126	137	112	144	116	107	147	150	146	140	
Tour / Lap 7	105	106	104	149	133	128	122	109	148	142	136	110	127	152	126	112	137	116	107	150	147	146	144	140	
Tour / Lap 8	105	106	104	149	133	128	122	109	148	142	136	110	126	112	152	137	127	107	116	150	147	146	144	140	
Tour / Lap 9	105	106	149	104	133	128	122	109	148	142	136	110	126	152	112	137	127	107	116	150	116	146	144	140	

For information purposes. No official / regulatory value. - Informations sans valeur officielle / réglementaire.



KF3
Manche Qualificative B-D / Qualifying Heat B-D
Historique / Records

Seq	Heure Hour	Tour Lap	Temps Time
-----	---------------	-------------	---------------

104 Orudshev, Egor

Seq	Heure Hour	Tour Lap	Temps Time
108			START
112			[YELLOW LINE]
129	1.199		
160	59.659	1	58.460
184	1:55.895	2	56.236
208	2:51.602	3	55.707
233	3:47.724	4	56.122
257	4:43.135	5	55.411
281	5:41.109	6	57.974
305	6:37.028	7	55.919
329	7:32.795	8	55.767
351	8:26.491		FINISH
355	8:31.427	9	58.632

Seq	Heure Hour	Tour Lap	Temps Time
-----	---------------	-------------	---------------

107 Muhonen, Simo

Seq	Heure Hour	Tour Lap	Temps Time
108			START
130			[YELLOW LINE]
148	2.215		
177	1:06.144	1	1:03.929
203	2:05.079	2	58.935
226	3:03.064	3	57.985
250	3:59.343	4	56.279
274	5:00.472	5	1:01.129
298	5:57.692	6	57.220
321	6:55.579	7	57.887
344	7:53.671	8	58.092
351	8:26.491		FINISH
369	8:51.759	9	58.088

Seq	Heure Hour	Tour Lap	Temps Time
-----	---------------	-------------	---------------

112 Pereira, Dylan

Seq	Heure Hour	Tour Lap	Temps Time
108			START
116			[YELLOW LINE]
135	1.517		
179	1:06.646	1	1:05.129
202	2:04.973	2	58.327
225	3:02.473	3	57.500
249	3:58.734	4	56.261
271	4:57.633	5	58.899
295	5:54.999	6	57.366
318	6:52.216	7	57.217
340	7:50.513	8	58.297
351	8:26.491		FINISH
366	8:49.984	9	59.471

105 Flygenring, Jannick

Seq	Heure Hour	Tour Lap	Temps Time
108			START
111			[YELLOW LINE]
126	1.071		
159	58.732	1	57.661
183	1:55.409	2	56.677
207	2:51.376	3	55.967
231	3:46.821	4	55.445
255	4:42.269	5	55.448
279	5:38.344	6	56.075
303	6:34.258	7	55.914
327	7:29.999	8	55.741
351	8:26.491		FINISH
352	8:28.946	9	58.947

109 Mirquet, Simon

Seq	Heure Hour	Tour Lap	Temps Time
108			START
117			[YELLOW LINE]
140	1.688		
166	1:02.337	1	1:00.649
189	1:59.341	2	57.004
213	2:55.488	3	56.147
237	3:51.308	4	55.820
261	4:47.266	5	55.958
285	5:44.336	6	57.070
310	6:42.931	7	58.595
334	7:39.360	8	56.429
351	8:26.491		FINISH
359	8:36.447	9	57.087

116 Sletten, Sander Joachim

Seq	Heure Hour	Tour Lap	Temps Time
108			START
133			[YELLOW LINE]
150	2.353		
169	1:04.446	1	1:02.093
192	2:02.271	2	57.825
216	2:59.079	3	56.808
246	3:58.452	4	59.373
273	5:00.181	5	1:01.729
297	5:57.433	6	57.252
320	6:55.077	7	57.644
345	7:54.323	8	59.246
351	8:26.491		FINISH
372	8:53.622	9	59.299

106 Mortensen, Martin Henchel

Seq	Heure Hour	Tour Lap	Temps Time
108			START
114			[YELLOW LINE]
132	1.365		
163	1:00.861	1	59.496
186	1:57.003	2	56.142
210	2:52.256	3	55.253
234	3:47.891	4	55.635
258	4:43.271	5	55.380
280	5:40.175	6	56.904
304	6:36.250	7	56.075
328	7:31.899	8	55.649
351	8:26.491		FINISH
353	8:29.174	9	57.275

110 Nylund, Niclas

Seq	Heure Hour	Tour Lap	Temps Time
108			START
156			[YELLOW LINE]
158	3.746		
178	1:06.366	1	1:02.620
201	2:04.739	2	58.373
224	3:02.278	3	57.539
247	3:58.525	4	56.247
268	4:56.646	5	58.121
290	5:53.874	6	57.228
314	6:50.723	7	56.849
338	7:47.395	8	56.672
351	8:26.491		FINISH
363	8:44.801	9	57.406

122 Valtanen, Juho

Seq	Heure Hour	Tour Lap	Temps Time
108			START
113			[YELLOW LINE]
131	1.260		
162	1:00.489	1	59.229
187	1:57.411	2	56.922
212	2:54.341	3	56.930
236	3:50.862	4	56.521
260	4:46.985	5	56.123
286	5:44.450	6	57.465
309	6:42.650	7	58.200
333	7:38.588	8	55.938
351	8:26.491		FINISH
358	8:35.563	9	56.975



KF3

Manche Qualificative B-D / Qualifying Heat B-D

Historique / Records

Seq	Heure Hour	Tour Lap	Temps Time
126 Villemi, Hans			
108			START
125			[YELLOW LINE]
147	2.055		
175	1:05.617	1	1:03.562
199	2:04.014	2	58.397
223	3:01.096	3	57.082
248	3:58.519	4	57.423
269	4:57.203	5	58.684
293	5:54.707	6	57.504
317	6:51.466	7	56.759
339	7:48.590	8	57.124
351	8:26.491		FINISH
364	8:45.606	9	57.016

Seq	Heure Hour	Tour Lap	Temps Time
133 Bedoret, Sébastien			
108			START
121			[YELLOW LINE]
138	1.676		
164	1:01.511	1	59.835
188	1:57.811	2	56.300
211	2:53.964	3	56.153
235	3:50.755	4	56.791
259	4:46.886	5	56.131
283	5:43.607	6	56.721
307	6:39.673	7	56.066
331	7:35.635	8	55.962
351	8:26.491		FINISH
356	8:33.970	9	58.335

Seq	Heure Hour	Tour Lap	Temps Time
140 Di Giacomo, Mathieu			
108			START
118			[YELLOW LINE]
141	1.824		
182	1:31.088	1	1:29.264
206	2:28.988	2	57.900
230	3:29.522	3	1:00.534
254	4:27.808	4	58.286
278	5:26.580	5	58.772
302	6:24.158	6	57.578
326	7:21.316	7	57.158
350	8:20.474	8	59.158
351	8:26.491		FINISH
376	9:19.360	9	58.886

Seq	Heure Hour	Tour Lap	Temps Time
127 Semi, Valtteri			
108			START
124			[YELLOW LINE]
144	1.995		
171	1:05.042	1	1:03.047
195	2:03.167	2	58.125
219	3:00.004	3	56.837
243	3:57.609	4	57.605
267	4:56.302	5	58.693
291	5:54.195	6	57.893
315	6:51.149	7	56.954
343	7:52.783	8	1:01.634
351	8:26.491		FINISH
368	8:51.604	9	58.821

Seq	Heure Hour	Tour Lap	Temps Time
136 Hatakka, Tommi			
108			START
110			[YELLOW LINE]
128	1.143		
165	1:01.956	1	1:00.813
190	1:59.944	2	57.988
215	2:57.428	3	57.484
239	3:53.813	4	56.385
263	4:49.987	5	56.174
287	5:48.779	6	58.792
313	6:47.324	7	58.545
337	7:44.363	8	57.039
351	8:26.491		FINISH
362	8:42.842	9	58.479

Seq	Heure Hour	Tour Lap	Temps Time
141 Rudakov, Pavel			
108			START
122			[YELLOW LINE]
145	1.991		
351	8:26.491		FINISH

Seq	Heure Hour	Tour Lap	Temps Time
128 Hansson, Robin L.			
108			START
115			[YELLOW LINE]
134	1.467		
168	1:04.171	1	1:02.704
191	2:00.731	2	56.560
214	2:56.891	3	56.160
238	3:52.290	4	55.399
262	4:47.520	5	55.230
284	5:43.836	6	56.316
308	6:39.864	7	56.028
332	7:35.836	8	55.972
351	8:26.491		FINISH
357	8:35.444	9	59.608

Seq	Heure Hour	Tour Lap	Temps Time
137 Shamalov, Danil			
108			START
137			[YELLOW LINE]
153	2.637		
173	1:05.298	1	1:02.661
197	2:03.434	2	58.136
221	3:00.363	3	56.929
244	3:57.912	4	57.549
270	4:57.452	5	59.540
294	5:54.791	6	57.339
319	6:52.277	7	57.486
342	7:50.746	8	58.469
351	8:26.491		FINISH
367	8:51.064	9	1:00.318

Seq	Heure Hour	Tour Lap	Temps Time
142 Ryzhkov, Maxim			
108			START
120			[YELLOW LINE]
143	1.778		
167	1:04.048	1	1:02.270
193	2:02.491	2	58.443
218	2:59.524	3	57.033
241	3:56.196	4	56.672
265	4:53.100	5	56.904
289	5:49.469	6	56.369
312	6:46.712	7	57.243
336	7:43.015	8	56.303
351	8:26.491		FINISH
361	8:41.467	9	58.452

Seq	Heure Hour	Tour Lap	Temps Time
144 Arifi, Axel			
108			START
146			[YELLOW LINE]
155	2.835		
174	1:05.447	1	1:02.612
198	2:03.824	2	58.377
222	3:00.994	3	57.170
245	3:57.981	4	56.987
272	4:58.037	5	1:00.056



KF3

Manche Qualificative B-D / Qualifying Heat B-D

Historique / Records

Seq	Heure Hour	Tour Lap	Temps Time
296	5:56.994	6	58.957
325	7:01.405	7	1:04.411
349	8:01.018	8	59.613
351	8:26.491	FINISH	
374	8:59.892	9	58.874

Seq	Heure Hour	Tour Lap	Temps Time
311	6:46.441	7	57.070
335	7:42.817	8	56.376
351	8:26.491	FINISH	
360	8:41.248	9	58.431

Seq	Heure Hour	Tour Lap	Temps Time
341	7:50.664	8	59.306
351	8:26.491	FINISH	
365	8:49.623	9	58.959

For information purposes.
No official / regulatory value.

146 Calvi, Melissa

108		START	
142	[YELLOW LINE]		
154	2.708		
180	1:07.008	1	1:04.300
204	2:05.651	2	58.643
228	3:03.788	3	58.137
252	4:01.216	4	57.428
277	5:01.345	5	1:00.129
301	5:58.951	6	57.606
324	6:57.142	7	58.191
348	7:55.568	8	58.426
351	8:26.491	FINISH	
373	8:53.737	9	58.169

149 Beer, Nicolas

108		START	
109	[YELLOW LINE]		
123	0.927		
161	59.904	1	58.977
185	1:56.099	2	56.195
209	2:51.923	3	55.824
232	3:47.544	4	55.621
256	4:43.021	5	55.477
282	5:41.595	6	58.574
306	6:37.639	7	56.044
330	7:33.293	8	55.654
351	8:26.491	FINISH	
354	8:31.360	9	58.067

147 Sylvest, Nicolai

108		START	
119	[YELLOW LINE]		
139	1.607		
181	1:13.120	1	1:11.513
205	2:10.691	2	57.571
229	3:06.876	3	56.185
253	4:02.538	4	55.662
275	5:00.750	5	58.212
299	5:57.855	6	57.105
323	6:56.707	7	58.852
347	7:54.661	8	57.954
351	8:26.491	FINISH	
370	8:52.752	9	58.091

150 De Leval, Romain

108		START	
151	[YELLOW LINE]		
157	3.222		
176	1:05.702	1	1:02.480
200	2:04.460	2	58.758
227	3:03.522	3	59.062
251	3:59.904	4	56.382
276	5:01.058	5	1:01.154
300	5:58.477	6	57.419
322	6:56.411	7	57.934
346	7:54.425	8	58.014
351	8:26.491	FINISH	
371	8:53.070	9	58.645

148 Kuusiniemi, Jussi

108		START	
136	[YELLOW LINE]		
152	2.451		
170	1:04.973	1	1:02.522
194	2:02.875	2	57.902
217	2:59.298	3	56.423
240	3:56.015	4	56.717
264	4:52.743	5	56.728
288	5:49.371	6	56.628

152 Van Dijk, Recardo

108		START	
127	[YELLOW LINE]		
149	2.151		
172	1:05.150	1	1:02.999
196	2:03.328	2	58.178
220	3:00.271	3	56.943
242	3:57.367	4	57.096
266	4:55.749	5	58.382
292	5:54.624	6	58.875
316	6:51.358	7	56.734


KF3
Manche Qualificative C-E / Qualifying Heat C-E
Grille de départ / Starting grid

Départ / Start : 01.05.2010 - 14h20 Fermeture pré grille / Closing of the grid : 14h15 9 Tours/Laps = 11.070 Km

Jalkanen, Mattias	154	- 12 -	134	Kristiansson, Anton
Godovanyuk, Nikita	157	- 11 -	155	Braaten, Jonas Wendelborg
Romanov, Vasily	125	- 10 -	117	Sundahl, Lukas
Nikitchenko, Ivan	160	- 9 -	138	Ingemann, Nicklas
Carpena, Maxime	130	- 8 -	161	Nilsson, Hannes
Tiihonen, Niklas	131	- 7 -	120	Thill, Olivier
Pakari, Mikko	121	- 6 -	143	Aho, Emil
Machunskas, Lukas	158	- 5 -	162	Larsen, Kasper
Koch, Davey	156	- 4 -	151	Koch Malja, Gustav
Stupenkov, Egor	145	- 3 -	114	Rossel, Kevin
Nielsen, Nicklas	166	- 2 -	159	Gulbrandsen, Kenneth Vik
Hoevenaars, Peter	132	- 1 -	103	Olsen, Dennis

- Pole -



KF3

Manche Qualificative C-E / Qualifying Heat C-E

Classement / Classification

Clt Rnk	N° No.	Concurrent Entrant	Nat	Pilote Driver	Nat	Chassis / Moteur / Pneus Chassis / Engine / Tyres	Tours Laps	Ecart Gap	Pénalité Penalty	M.Tour B.Lap	Vitesse Speed	Points
1	156	VF Racing Team		Koch, Davey		Tony Kart / Vortex / Dunlop	9			55.572	79.68	0
2	166	DR Srl		Nielsen, Nicklas		DR / Parilla / Dunlop	9	+2.430		55.987	79.08	2
3	145	PDB Racing Team		Stupenkov, Egor		Gillard / Parilla / Dunlop	9	+5.029		56.120	78.90	3
4	132	Intrepid Driver Program		Hoevenaars, Peter		Intrepid / TM / Dunlop	9	+5.098		55.994	79.07	4
5	121	Redstep		Pakari, Mikko		Maranello / Maranello / Dunlop	9	+5.582		55.278	80.10	5
6	151	Ward Racing		Koch Malja, Gustav		Tony Kart / Vortex / Dunlop	9	+7.138		55.604	79.63	6
7	131	Pirkola Racing		Tiihonen, Niklas		Birel / Parilla / Dunlop	9	+8.228		55.413	79.90	7
8	138	Ingemann Racing		Ingemann, Nicklas		Kosmic / Vortex / Dunlop	9	+8.446		55.109	80.34	8
9	114	Ward Racing		Rossel, Kevin		Tony Kart / Vortex / Dunlop	9	+9.912	+10.000	55.384	79.95	9
10	103	Energy Corse		Olsen, Dennis		Energy / TM / Dunlop	9	+10.226		55.135	80.31	10
11	158	Daems Racing		Machunskas, Lukas		Tony Kart / Vortex / Dunlop	9	+10.991		55.922	79.18	11
12	155	GA co Racing		Braaten, Jonas Wendelborg		FA Kart / Vortex / Dunlop	9	+13.981		55.976	79.10	12
13	159	Adapta AS		Gulbrandsen, Kenneth Vik		Energy / Vortex / Dunlop	9	+14.177		55.669	79.54	13
14	120	Daems Racing		Thill, Olivier		Tony Kart / Vortex / Dunlop	9	+16.797		56.612	78.21	14
15	157	Intrepid Driver Program		Godovanyuk, Nikita		Intrepid / TM / Dunlop	9	+17.456		56.730	78.05	15
16	160	Team Komarov		Nikitchenko, Ivan		Maranello / Maranello / Dunlop	9	+18.809		56.306	78.64	16
17	117	PDB Racing Team		Sundahl, Lukas		Gillard / Parilla / Dunlop	9	+23.847		56.463	78.42	17
18	130	Carpenna, Diego		Carpenna, Maxime		CRG / Maxter / Dunlop	9	+25.180		57.337	77.22	18
19	134	Malm Racing		Kristiansson, Anton		MS Kart / TM / Dunlop	9	+33.178		57.735	76.69	19
20	162	Ichiban Racing		Larsen, Kasper		Haase / Parilla / Dunlop	7	+2 Laps		55.547	79.71	20
21	143	Aho, Eero		Aho, Emil		Tony Kart / VKR / Dunlop	6	+3 Laps		56.763	78.00	21
22	154	Italsport/Racing Motor		Jalkanen, Mattias		Birel / BMB / Dunlop	4	+5 Laps		57.662	76.79	22
23	161	Ward Racing		Nilsson, Hannes		Tony Kart / Vortex / Dunlop	3	+6 Laps		58.093	76.22	23
24	125	GP Racing		Romanov, Vasilij		GP / TM / Dunlop		+9 Laps				24

Meilleur tour / Best lap : 138 Ingemann, Nicklas - 55.109

Pas un tour / No lap

125	GP Racing		Romanov, Vasilij		GP / TM / Dunlop							24
-----	-----------	--	-------------------------	--	------------------	--	--	--	--	--	--	----

#114 : 10" penalty for overtaking on yellow flag, Art.2.24 of General Prescriptions

Sous réserve de contrôles technique & sportif / Subject to scrutineering & sporting investigations

Timekeeper



Clerk of the course





KF3

Manche Qualificative C-E / Qualifying Heat C-E

Tour par tour / Lap by lap

Grille / Grid	132	103	166	159	145	114	156	151	158	162	121	143	131	120	130	161	160	138	125	117	157	155	154	134
	1.	2.	3.	4.	5.	6.	7.	8.	9.	10.	11.	12.	13.	14.	15.	16.	17.	18.	19.	20.	21.	22.	23.	24.
Départ / Start	132	103	166	159	145	114	156	158	151	121	162	143	131	120	130	161	160	138	155	157	117	154	134	
Tour / Lap 1	132	166	156	145	114	159	158	131	151	103	162	121	143	130	138	120	155	157	161	154	134	160	117	
Tour / Lap 2	132	166	156	114	145	159	158	131	151	162	121	103	138	130	143	120	157	161	134	155	154	160	117	
Tour / Lap 3	166	156	114	132	145	159	158	131	151	162	121	103	138	130	143	120	157	134	155	161	154	160	117	
Tour / Lap 4	166	114	156	132	145	159	131	158	151	162	121	103	138	143	120	155	157	134	160	130	117	154		
Tour / Lap 5	114	156	166	132	145	159	131	151	121	103	158	162	138	120	155	143	157	160	130	117	134			
Tour / Lap 6	114	156	166	145	132	159	131	151	103	121	162	138	158	155	120	143	157	160	130	117	134			
Tour / Lap 7	156	114	145	166	159	131	151	132	103	121	162	138	158	155	120	157	160	130	117	134				
Tour / Lap 8	156	114	166	131	145	132	103	121	151	138	158	159	155	120	157	160	117	130	134					
Tour / Lap 9	114	156	166	145	132	121	151	131	138	103	158	155	159	120	157	160	117	130	134					

For information purposes. No official / regulatory value. - Informations sans valeur officielle / réglementaire.



KF3
Manche Qualificative C-E / Qualifying Heat C-E
Historique / Records

Seq	Heure Hour	Tour Lap	Temps Time
-----	---------------	-------------	---------------

103 Olsen, Dennis

Seq	Heure Hour	Tour Lap	Temps Time
102			START
103			[YELLOW LINE]
125	1.261		
158	1:03.451	1	1:02.190
184	2:01.432	2	57.981
207	2:56.930	3	55.498
230	3:52.065	4	55.135
250	4:48.454	5	56.389
270	5:44.466	6	56.012
291	6:40.311	7	55.845
309	7:37.207	8	56.896
322	8:25.638		FINISH
332	8:38.533	9	1:01.326

Seq	Heure Hour	Tour Lap	Temps Time
-----	---------------	-------------	---------------

120 Thill, Olivier

Seq	Heure Hour	Tour Lap	Temps Time
102			START
115			[YELLOW LINE]
138	2.043		
164	1:04.550	1	1:02.507
188	2:03.461	2	58.911
211	3:00.897	3	57.436
233	3:57.624	4	56.727
254	4:54.236	5	56.612
276	5:53.641	6	59.405
297	6:51.250	7	57.609
316	7:48.006	8	56.756
322	8:25.638		FINISH
336	8:45.104	9	57.098

Seq	Heure Hour	Tour Lap	Temps Time
-----	---------------	-------------	---------------

131 Tiihonen, Niklas

Seq	Heure Hour	Tour Lap	Temps Time
102			START
118			[YELLOW LINE]
140	1.934		
156	1:02.532	1	1:00.598
180	1:58.835	2	56.303
203	2:54.248	3	55.413
225	3:50.284	4	56.036
247	4:46.490	5	56.206
268	5:42.335	6	55.845
287	6:39.375	7	57.040
306	7:35.952	8	56.577
322	8:25.638		FINISH
330	8:36.535	9	1:00.583

114 Rossel, Kevin

Seq	Heure Hour	Tour Lap	Temps Time
102			START
108			[YELLOW LINE]
130	1.532		
153	1:00.633	1	59.101
176	1:56.017	2	55.384
198	2:52.513	3	56.496
220	3:48.277	4	55.764
241	4:43.862	5	55.585
262	5:39.721	6	55.859
284	6:35.864	7	56.143
304	7:31.714	8	55.850
322	8:25.638		FINISH
323	8:28.219	9	56.505

121 Pakari, Mikko

Seq	Heure Hour	Tour Lap	Temps Time
102			START
112			[YELLOW LINE]
135	1.771		
160	1:03.642	1	1:01.871
183	2:01.058	2	57.416
206	2:56.516	3	55.458
229	3:51.794	4	55.278
249	4:48.330	5	56.536
271	5:44.683	6	56.353
292	6:40.451	7	55.768
310	7:37.297	8	56.846
322	8:25.638		FINISH
328	8:33.889	9	56.592

132 Hovenaars, Peter

Seq	Heure Hour	Tour Lap	Temps Time
102			START
105			[YELLOW LINE]
123	1.214		
149	58.549	1	57.335
173	1:55.049	2	56.500
199	2:52.845	3	57.796
222	3:48.898	4	56.053
243	4:44.892	5	55.994
265	5:41.804	6	56.912
290	6:40.207	7	58.403
308	7:36.444	8	56.237
322	8:25.638		FINISH
327	8:33.405	9	56.961

117 Sundahl, Lukas

Seq	Heure Hour	Tour Lap	Temps Time
102			START
124			[YELLOW LINE]
146	2.474		
172	1:12.821	1	1:10.347
195	2:09.459	2	56.638
218	3:05.961	3	56.502
239	4:02.727	4	56.766
260	5:01.686	5	58.959
281	5:59.607	6	57.921
301	6:57.300	7	57.693
319	7:55.691	8	58.391
322	8:25.638		FINISH
339	8:52.154	9	56.463

130 Carpena, Maxime

Seq	Heure Hour	Tour Lap	Temps Time
102			START
116			[YELLOW LINE]
139	2.066		
162	1:04.142	1	1:02.076
186	2:02.429	2	58.287
209	2:59.766	3	57.337
238	4:01.716	4	1:01.950
259	5:01.461	5	59.745
280	5:59.546	6	58.085
300	6:57.240	7	57.694
320	7:55.900	8	58.660
322	8:25.638		FINISH
340	8:53.487	9	57.587

134 Kristiansson, Anton

Seq	Heure Hour	Tour Lap	Temps Time
102			START
128			[YELLOW LINE]
148	2.703		
170	1:05.776	1	1:03.073
191	2:03.888	2	58.112
213	3:01.623	3	57.735
236	4:00.591	4	58.968
261	5:02.929	5	1:02.338
282	6:04.998	6	1:02.069
302	7:04.283	7	59.285
321	8:02.296	8	58.013
322	8:25.638		FINISH
341	9:01.485	9	59.189



KF3
Manche Qualificative C-E / Qualifying Heat C-E
Historique / Records

Seq	Heure Hour	Tour Lap	Temps Time
138 Ingemann, Nicklas			
102			START
120	[YELLOW LINE]		
143	2.255		
163	1:04.219	1	1:01.964
185	2:01.571	2	57.352
208	2:57.339	3	55.768
231	3:52.448	4	55.109
253	4:49.538	5	57.090
273	5:46.548	6	57.010
294	6:42.081	7	55.533
312	7:38.617	8	56.536
322	8:25.638		FINISH
331	8:36.753	9	58.136

Seq	Heure Hour	Tour Lap	Temps Time
143 Aho, Emil			
102			START
114	[YELLOW LINE]		
137	1.920		
161	1:03.730	1	1:01.810
187	2:03.107	2	59.377
210	2:59.870	3	56.763
232	3:56.887	4	57.017
256	4:56.787	5	59.900
277	5:53.750	6	56.963
322	8:25.638		FINISH

Seq	Heure Hour	Tour Lap	Temps Time
145 Stupenkov, Egor			
102			START
106	[YELLOW LINE]		
129	1.424		
152	1:00.083	1	58.659
177	1:56.342	2	56.259
200	2:53.136	3	56.794
223	3:49.414	4	56.278
245	4:45.534	5	56.120
266	5:41.798	6	56.264
285	6:38.181	7	56.383
307	7:36.019	8	57.838
322	8:25.638		FINISH
326	8:33.336	9	57.317

Seq	Heure Hour	Tour Lap	Temps Time
151 Koch Malja, Gustav			
102			START
111	[YELLOW LINE]		

Seq	Heure Hour	Tour Lap	Temps Time
133	1.665		
157	1:02.780	1	1:01.115
181	1:59.200	2	56.420
204	2:54.949	3	55.749
227	3:50.650	4	55.701
248	4:47.361	5	56.711
269	5:42.965	6	55.604
289	6:39.791	7	56.826
311	7:38.108	8	58.317
322	8:25.638		FINISH
329	8:35.445	9	57.337

Seq	Heure Hour	Tour Lap	Temps Time
154 Jalkanen, Mattias			
102			START
126	[YELLOW LINE]		
145	2.482		
169	1:05.728	1	1:03.246
193	2:04.953	2	59.225
216	3:02.615	3	57.662
240	4:03.401	4	1:00.786
322	8:25.638		FINISH

Seq	Heure Hour	Tour Lap	Temps Time
155 Braaten, Jonas Wendelborg			
102			START
121	[YELLOW LINE]		
144	2.357		
165	1:04.701	1	1:02.344
192	2:04.615	2	59.914
214	3:01.771	3	57.156
234	3:58.718	4	56.947
255	4:56.001	5	57.283
275	5:52.808	6	56.807
296	6:48.784	7	55.976
315	7:45.188	8	56.404
322	8:25.638		FINISH
334	8:42.288	9	57.100

Seq	Heure Hour	Tour Lap	Temps Time
156 Koch, Davey			
102			START
109	[YELLOW LINE]		
132	1.540		
151	59.886	1	58.346
175	1:55.673	2	55.787
197	2:52.188	3	56.515
221	3:48.560	4	56.372
242	4:44.503	5	55.943

Seq	Heure Hour	Tour Lap	Temps Time
263	5:40.075	6	55.572
283	6:35.721	7	55.646
303	7:31.518	8	55.797
322	8:25.638		FINISH
324	8:28.307	9	56.789

Seq	Heure Hour	Tour Lap	Temps Time
157 Godovanyuk, Nikita			
102			START
122	[YELLOW LINE]		
147	2.359		
166	1:05.037	1	1:02.678
189	2:03.543	2	58.506
212	3:01.266	3	57.723
235	3:59.562	4	58.296
257	4:58.002	5	58.440
278	5:54.928	6	56.926
298	6:51.658	7	56.730
317	7:48.943	8	57.285
322	8:25.638		FINISH
337	8:45.763	9	56.820

Seq	Heure Hour	Tour Lap	Temps Time
158 Machunskas, Lukas			
102			START
110	[YELLOW LINE]		
134	1.641		
155	1:01.371	1	59.730
179	1:57.293	2	55.922
202	2:53.643	3	56.350
226	3:50.465	4	56.822
251	4:49.184	5	58.719
274	5:46.914	6	57.730
295	6:42.874	7	55.960
313	7:38.879	8	56.005
322	8:25.638		FINISH
333	8:39.298	9	1:00.419

Seq	Heure Hour	Tour Lap	Temps Time
159 Gulbrandsen, Kenneth Vik			
102			START
107	[YELLOW LINE]		
131	1.393		
154	1:01.062	1	59.669
178	1:56.731	2	55.669
201	2:53.534	3	56.803
224	3:49.647	4	56.113
246	4:45.776	5	56.129
267	5:41.957	6	56.181



KF3

Manche Qualificative C-E / Qualifying Heat C-E

Historique / Records

Seq	Heure Hour	Tour Lap	Temps Time
288	6:39.329	7	57.372
314	7:44.543	8	1:05.214
322	8:25.638	FINISH	
335	8:42.484	9	57.941

160 Nikitchenko, Ivan

102	START		
119	[YELLOW LINE]		
142	2.208		
171	1:09.531	1	1:07.323
194	2:07.120	2	57.589
217	3:03.725	3	56.605
237	4:00.679	4	56.954
258	4:59.765	5	59.086
279	5:56.711	6	56.946
299	6:53.017	7	56.306
318	7:49.876	8	56.859
322	8:25.638	FINISH	
338	8:47.116	9	57.240

Seq	Heure Hour	Tour Lap	Temps Time
104	[YELLOW LINE]		
127	1.313		
150	58.994	1	57.681
174	1:55.262	2	56.268
196	2:51.525	3	56.263
219	3:48.069	4	56.544
244	4:44.868	5	56.799
264	5:41.670	6	56.802
286	6:38.325	7	56.655
305	7:34.750	8	56.425
322	8:25.638	FINISH	
325	8:30.737	9	55.987

For information purposes.
No official / regulatory value.

161 Nilsson, Hannes

102	START		
117	[YELLOW LINE]		
141	2.163		
167	1:05.268	1	1:03.105
190	2:03.700	2	58.432
215	3:01.793	3	58.093
322	8:25.638	FINISH	

162 Larsen, Kasper

102	START		
113	[YELLOW LINE]		
136	1.836		
159	1:03.527	1	1:01.691
182	2:00.153	2	56.626
205	2:55.837	3	55.684
228	3:51.384	4	55.547
252	4:49.342	5	57.958
272	5:46.042	6	56.700
293	6:41.891	7	55.849
322	8:25.638	FINISH	

166 Nielsen, Nicklas

102	START		
-----	-------	--	--


KF3
Manche Qualificative A-D / Qualifying Heat A-D
Grille de départ / Starting grid

Départ / Start : 01.05.2010 - 14h45 Fermeture pré grille / Closing of the grid : 14h40 9 Tours/Laps = 11.070 Km

Hansen, Andreas Sebastian	101	- 13 -	
Pukema, Pasi	123	- 12 -	150 De Leval, Romain
Von Schedvin, Lina	124	- 11 -	144 Arifi, Axel
Koebolt, Max	108	- 10 -	146 Calvi, Melissa
Ovaska, Pyry	115	- 9 -	116 Sletten, Sander Joachim
Overgaard Pedersen, Mikkel	118	- 8 -	126 Villemi, Hans
Sorensen, Christian	119	- 7 -	141 Rudakov, Pavel
Hanna, Pierre	139	- 6 -	140 Di Giacomo, Mathieu
Van Meever, Maks	153	- 5 -	133 Bedoret, Sébastien
Sorensen, Lasse	129	- 4 -	147 Sylvest, Nicolai
Oomen, Kim	111	- 3 -	128 Hansson, Robin L.
Verstappen, Max	102	- 2 -	122 Valtanen, Juho
Mäntylä, Ville	165	- 1 -	136 Hatakka, Tommi

- Pole -


KF3
Manche Qualificative A-D / Qualifying Heat A-D
Classement / Classification

Clt Rnk	N° No.	Concurrent Entrant	Nat	Pilote Driver	Nat	Chassis / Moteur / Pneus Chassis / Engine / Tyres	Tours Laps	Ecart Gap	Pénalité Penalty	M.Tour B.Lap	Vitesse Speed	Points
1	129	Sorensen, Ruben L.		Sorensen, Lasse		Zanardi / TM / Dunlop	9			54.941	80.59	0
2	102	CRG Holland		Verstappen, Max		CRG / Maxter / Dunlop	9	+0.564		54.946	80.58	2
3	165	Anttila, Teemu		Mäntylä, Ville		Energy / VKR / Dunlop	9	+3.087		55.573	79.67	3
4	133	Meunier, Samantha		Bedoret, Sébastien		Kosmic / Vortex / Dunlop	9	+3.302		55.328	80.03	4
5	101	EGP Racing		Hansen, Andreas Sebastian		Intrepid / TM / Dunlop	9	+3.814		54.938	80.59	5
6	128	Ward Racing		Hansson, Robin L.		Tony Kart / Vortex / Dunlop	9	+4.786		55.239	80.16	6
7	119	Italsport/Racing Motor		Sorensen, Christian		Birel / BMB / Dunlop	9	+5.214		55.153	80.28	7
8	153	Maddox		Van Meever, Maks		Maddox / Parilla / Dunlop	9	+5.618		55.261	80.12	8
9	141	Team Komarov		Rudakov, Pavel		Tony Kart / BMB / Dunlop	9	+5.994		54.797	80.80	9
10	126	JTL Racing Oy		Villemi, Hans		Tony Kart / Vortex / Dunlop	9	+8.383		55.293	80.08	10
11	111	Keijzer Racing		Oomen, Kim		Zanardi / Maxter / Dunlop	9	+8.653		55.316	80.04	11
12	122	Valtanan, Juhani		Valtanan, Juho		CRG / Maxter / Dunlop	9	+8.724	+3.000	55.118	80.33	12
13	140	Di Giacomo, Julio		Di Giacomo, Mathieu		Kosmic / Vortex / Dunlop	9	+13.677		55.919	79.18	13
14	115	Redstep		Ovaska, Pyry		Maranello / Maranello / Dunlop	9	+15.690		55.778	79.38	14
15	139	Daems Racing		Hanna, Pierre		Tony Kart / Vortex / Dunlop	9	+16.353		56.045	79.00	15
16	124	Italsport/Racing Motor		Von Schedvin, Lina		Birel / BMB / Dunlop	9	+17.196		56.098	78.93	16
17	118	Maranello Kart DK		Overgaard Pedersen, Mikkel		Lenzokart / TM / Dunlop	9	+17.871		55.871	79.25	17
18	150	De Leval, Philippe		De Leval, Romain		Swiss Hutless / TM / Dunlop	9	+19.780		55.909	79.20	18
19	108	PDB Racing Team		Koebolt, Max		Maddox / Maxter / Dunlop	9	+19.932		56.375	78.54	19
20	144	EGP Racing		Arifi, Axel		Intrepid / TM / Dunlop	9	+20.292		56.229	78.74	20
21	136	JTL Racing Oy		Hatakka, Tommi		Tony Kart / VKR / Dunlop	9	+20.510	+3.000	56.511	78.35	21
22	116	Norswed A/S		Sletten, Sander Joachim		Tony Kart / Vortex / Dunlop	9	+21.666		56.725	78.06	22
23	123	Tapojärvi Oy		Pukema, Pasi		PCR / VKR / Dunlop	9	+23.323		56.773	77.99	23
24	146	Calvi, Laurent		Calvi, Melissa		CRG / Maxter / Dunlop	9	+23.710		56.929	77.78	24
25	147	Becher-Madsen Service		Sylvest, Nicolai		FA Kart / Vortex / Dunlop	6	+3 Laps		55.320	80.04	25

Meilleur tour / Best lap : 141 Rudakov, Pavel - 54.797

#122, 136 : 3" penalty for no respect of starting procedure, Art.29) of KF3 European Championship Prescriptions

Sous réserve de contrôles technique & sportif / Subject to scrutineering & sporting investigations

Timekeeper



Clerk of the course





KF3

Manche Qualificative A-D / Qualifying Heat A-D

Tour par tour / Lap by lap

Grille / Grid	165	136	102	122	111	128	129	147	153	133	139	140	119	141	118	126	115	116	108	146	124	144	123	150	101
	1.	2.	3.	4.	5.	6.	7.	8.	9.	10.	11.	12.	13.	14.	15.	16.	17.	18.	19.	20.	21.	22.	23.	24.	25.
Départ / Start	165	102	136	111	122	129	128	153	133	140	139	141	119	126	118	146	108	123	115	144	124	116	101	150	147
Tour / Lap 1	102	165	136	122	129	133	111	128	153	119	139	101	141	124	126	140	150	116	108	115	118	123	144	146	147
Tour / Lap 2	102	165	129	122	136	133	128	153	111	119	141	101	139	126	124	140	150	116	115	108	118	144	123	146	147
Tour / Lap 3	102	165	129	122	133	136	128	153	111	119	101	141	126	124	139	140	150	115	116	108	144	118	123	146	147
Tour / Lap 4	102	129	165	122	133	128	153	111	119	101	141	126	136	140	139	150	115	124	116	108	118	144	123	146	147
Tour / Lap 5	102	129	165	133	128	153	122	119	101	141	111	126	136	140	139	115	150	124	116	118	108	144	123	146	147
Tour / Lap 6	129	102	165	133	128	101	153	119	122	141	111	126	136	140	139	115	150	124	116	118	108	144	123	146	147
Tour / Lap 7	129	102	165	133	101	128	153	119	122	141	111	126	140	139	136	115	124	150	118	108	144	116	123	146	
Tour / Lap 8	129	102	165	133	101	128	153	119	122	141	111	126	140	139	115	136	124	150	118	108	144	116	123	146	
Tour / Lap 9	129	102	165	133	101	128	119	153	122	141	126	111	140	115	139	124	136	118	150	108	144	116	123	146	

For information purposes. No official / regulatory value. - Informations sans valeur officielle / réglementaire.



KF3
Manche Qualificative A-D / Qualifying Heat A-D
Historique / Records

Seq	Heure Hour	Tour Lap	Temps Time
-----	---------------	-------------	---------------

101 Hansen, Andreas Sebastian

Seq	Heure Hour	Tour Lap	Temps Time
108			START
143			[YELLOW LINE]
155	2.746		
170	1:04.454	1	1:01.708
195	2:01.558	2	57.104
219	2:57.043	3	55.485
244	3:52.353	4	55.310
267	4:48.094	5	55.741
289	5:43.835	6	55.741
313	6:39.127	7	55.292
339	7:34.152	8	55.025
361	8:22.568		FINISH
366	8:29.090	9	54.938

Seq	Heure Hour	Tour Lap	Temps Time
-----	---------------	-------------	---------------

111 Oomen, Kim

Seq	Heure Hour	Tour Lap	Temps Time
108			START
112			[YELLOW LINE]
134	1.469		
165	1:02.169	1	1:00.700
192	1:59.544	2	57.375
217	2:56.062	3	56.518
242	3:52.096	4	56.034
270	4:50.940	5	58.844
294	5:47.124	6	56.184
319	6:42.667	7	55.543
345	7:37.983	8	55.316
361	8:22.568		FINISH
373	8:33.929	9	55.946

Seq	Heure Hour	Tour Lap	Temps Time
-----	---------------	-------------	---------------

118 Overgaard Pedersen, Mikkel

Seq	Heure Hour	Tour Lap	Temps Time
108			START
122			[YELLOW LINE]
147	2.122		
180	1:08.496	1	1:06.374
204	2:05.618	2	57.122
231	3:05.132	3	59.514
255	4:01.494	4	56.362
279	4:57.730	5	56.236
304	5:54.139	6	56.409
329	6:50.930	7	56.791
354	7:46.801	8	55.871
361	8:22.568		FINISH
380	8:43.147	9	56.346

102 Verstappen, Max

Seq	Heure Hour	Tour Lap	Temps Time
108			START
111			[YELLOW LINE]
125	1.335		
159	59.447	1	58.112
184	1:55.708	2	56.261
209	2:51.528	3	55.820
235	3:46.964	4	55.436
259	4:44.362	5	57.398
285	5:40.554	6	56.192
310	6:35.825	7	55.271
336	7:30.894	8	55.069
361	8:22.568		FINISH
363	8:25.840	9	54.946

115 Ovaska, Pyry

Seq	Heure Hour	Tour Lap	Temps Time
108			START
129			[YELLOW LINE]
151	2.362		
179	1:08.193	1	1:05.831
202	2:05.259	2	57.066
226	3:01.552	3	56.293
251	3:58.083	4	56.531
275	4:56.079	5	57.996
300	5:52.515	6	56.436
325	6:48.654	7	56.139
350	7:45.188	8	56.534
361	8:22.568		FINISH
376	8:40.966	9	55.778

119 Sorensen, Christian

Seq	Heure Hour	Tour Lap	Temps Time
108			START
121			[YELLOW LINE]
145	2.021		
168	1:03.822	1	1:01.801
193	1:59.933	2	56.111
218	2:56.128	3	56.195
243	3:52.139	4	56.011
266	4:48.013	5	55.874
291	5:44.194	6	56.181
316	6:39.955	7	55.761
342	7:35.108	8	55.153
361	8:22.568		FINISH
368	8:30.490	9	55.382

108 Koebolt, Max

Seq	Heure Hour	Tour Lap	Temps Time
108			START
127			[YELLOW LINE]
148	2.224		
178	1:07.576	1	1:05.352
203	2:05.409	2	57.833
229	3:04.608	3	59.199
254	4:01.391	4	56.783
280	4:57.972	5	56.581
305	5:54.347	6	56.375
330	6:51.188	7	56.841
355	7:47.594	8	56.406
361	8:22.568		FINISH
382	8:45.208	9	57.614

116 Sletten, Sander Joachim

Seq	Heure Hour	Tour Lap	Temps Time
108			START
133			[YELLOW LINE]
154	2.607		
177	1:07.378	1	1:04.771
201	2:05.025	2	57.647
227	3:02.015	3	56.990
253	3:59.052	4	57.037
278	4:56.720	5	57.668
303	5:54.090	6	57.370
332	6:52.989	7	58.899
358	7:50.217	8	57.228
361	8:22.568		FINISH
384	8:46.942	9	56.725

122 Valtanen, Juho

Seq	Heure Hour	Tour Lap	Temps Time
108			START
113			[YELLOW LINE]
135	1.493		
162	1:01.192	1	59.699
187	1:57.883	2	56.691
212	2:53.568	3	55.685
238	3:49.119	4	55.551
265	4:47.905	5	58.786
292	5:44.340	6	56.435
317	6:40.179	7	55.839
343	7:35.297	8	55.118
361	8:22.568		FINISH
370	8:31.000	9	55.703



KF3

Manche Qualificative A-D / Qualifying Heat A-D

Historique / Records

Seq	Heure Hour	Tour Lap	Temps Time
123 Pukema, Pasi			
108			START
132	[YELLOW LINE]		
150	2.314		
181	1:09.014	1	1:06.700
207	2:08.322	2	59.308
232	3:05.878	3	57.556
257	4:02.658	4	56.780
282	4:59.434	5	56.776
307	5:56.942	6	57.508
333	6:54.368	7	57.426
359	7:51.826	8	57.458
361	8:22.568		FINISH
385	8:48.599	9	56.773

Seq	Heure Hour	Tour Lap	Temps Time
128 Hansson, Robin L.			
108			START
115	[YELLOW LINE]		
137	1.640		
166	1:02.212	1	1:00.572
190	1:58.870	2	56.658
215	2:55.746	3	56.876
240	3:51.514	4	55.768
263	4:47.468	5	55.954
288	5:43.575	6	56.107
314	6:39.492	7	55.917
340	7:34.731	8	55.239
361	8:22.568		FINISH
367	8:30.062	9	55.331

Seq	Heure Hour	Tour Lap	Temps Time
136 Hatakka, Tommi			
108			START
110	[YELLOW LINE]		
126	1.378		
161	1:00.840	1	59.462
188	1:58.387	2	57.547
214	2:55.318	3	56.931
247	3:57.156	4	1:01.838
272	4:54.144	5	56.988
297	5:50.655	6	56.511
324	6:48.537	7	57.882
351	7:45.492	8	56.955
361	8:22.568		FINISH
379	8:42.786	9	57.294

Seq	Heure Hour	Tour Lap	Temps Time
124 Von Schedvin, Lina			
108			START
131	[YELLOW LINE]		
153	2.458		
173	1:05.003	1	1:02.545
198	2:02.301	2	57.298
222	2:58.902	3	56.601
252	3:58.618	4	59.716
277	4:56.614	5	57.996
302	5:53.889	6	57.275
327	6:50.135	7	56.246
352	7:46.233	8	56.098
361	8:22.568		FINISH
378	8:42.472	9	56.239

Seq	Heure Hour	Tour Lap	Temps Time
129 Sorensen, Lasse			
108			START
114	[YELLOW LINE]		
136	1.600		
163	1:01.262	1	59.662
186	1:57.528	2	56.266
211	2:53.049	3	55.521
236	3:48.683	4	55.634
260	4:44.493	5	55.810
284	5:39.952	6	55.459
309	6:35.308	7	55.356
335	7:30.249	8	54.941
361	8:22.568		FINISH
362	8:25.276	9	55.027

Seq	Heure Hour	Tour Lap	Temps Time
139 Hanna, Pierre			
108			START
118	[YELLOW LINE]		
141	1.887		
169	1:04.184	1	1:02.297
196	2:02.104	2	57.920
223	3:00.162	3	58.058
249	3:57.847	4	57.685
274	4:55.055	5	57.208
299	5:51.100	6	56.045
323	6:47.961	7	56.861
349	7:44.072	8	56.111
361	8:22.568		FINISH
377	8:41.629	9	57.557

Seq	Heure Hour	Tour Lap	Temps Time
126 Villemi, Hans			
108			START
123	[YELLOW LINE]		
146	2.040		
174	1:05.414	1	1:03.374
197	2:02.137	2	56.723
221	2:58.513	3	56.376
246	3:55.305	4	56.792
271	4:51.239	5	55.934
295	5:47.227	6	55.988
320	6:42.834	7	55.607
346	7:38.127	8	55.293
361	8:22.568		FINISH
372	8:33.659	9	55.532

Seq	Heure Hour	Tour Lap	Temps Time
133 Bedoret, Sébastien			
108			START
119	[YELLOW LINE]		
139	1.764		
164	1:01.906	1	1:00.142
189	1:58.627	2	56.721
213	2:54.790	3	56.163
239	3:50.707	4	55.917
262	4:46.561	5	55.854
287	5:42.249	6	55.688
312	6:37.898	7	55.649
338	7:33.250	8	55.352
361	8:22.568		FINISH
365	8:28.578	9	55.328

Seq	Heure Hour	Tour Lap	Temps Time
140 Di Giacomo, Mathieu			
108			START
117	[YELLOW LINE]		
140	1.842		
175	1:06.324	1	1:04.482
199	2:03.527	2	57.203
224	3:00.514	3	56.987
248	3:57.522	4	57.008
273	4:54.433	5	56.911
298	5:50.797	6	56.364
322	6:47.016	7	56.219
348	7:42.935	8	55.919
361	8:22.568		FINISH
375	8:38.953	9	56.018



KF3

Manche Qualificative A-D / Qualifying Heat A-D

Historique / Records

Seq	Heure Hour	Tour Lap	Temps Time
141 Rudakov, Pavel			
108			START
120			[YELLOW LINE]
144	1.934		
171	1:04.616	1	1:02.682
194	2:01.312	2	56.696
220	2:57.609	3	56.297
245	3:52.655	4	55.046
269	4:50.174	5	57.519
293	5:45.963	6	55.789
318	6:41.265	7	55.302
344	7:36.062	8	54.797
361	8:22.568		FINISH
371	8:31.270	9	55.208

Seq	Heure Hour	Tour Lap	Temps Time
144 Arifi, Axel			
108			START
130			[YELLOW LINE]
152	2.436		
182	1:09.307	1	1:06.871
206	2:07.603	2	58.296
230	3:04.920	3	57.317
256	4:01.867	4	56.947
281	4:58.386	5	56.519
306	5:54.684	6	56.298
331	6:51.957	7	57.273
356	7:48.186	8	56.229
361	8:22.568		FINISH
383	8:45.568	9	57.382

Seq	Heure Hour	Tour Lap	Temps Time
146 Calvi, Melissa			
108			START
128			[YELLOW LINE]
149	2.223		
183	1:09.444	1	1:07.221
208	2:08.504	2	59.060
233	3:06.178	3	57.674
258	4:03.109	4	56.931
283	5:00.056	5	56.947
308	5:57.340	6	57.284
334	6:54.647	7	57.307
360	7:52.057	8	57.410
361	8:22.568		FINISH
386	8:48.986	9	56.929

Seq	Heure Hour	Tour Lap	Temps Time
147 Sylvest, Nicolai			
108			START
157			[YELLOW LINE]
158	9.492		
234	3:44.159	1	3:34.667
268	4:49.396	2	1:05.237
296	5:47.897	3	58.501
321	6:43.247	4	55.350
347	7:38.567	5	55.320
361	8:22.568		FINISH
374	8:34.128	6	55.561

Seq	Heure Hour	Tour Lap	Temps Time
150 De Leval, Romain			
108			START
142			[YELLOW LINE]
156	2.855		
176	1:07.235	1	1:04.380
200	2:04.747	2	57.512
225	3:01.193	3	56.446
250	3:57.905	4	56.712
276	4:56.266	5	58.361
301	5:53.817	6	57.551
328	6:50.791	7	56.974
353	7:46.700	8	55.909
361	8:22.568		FINISH
381	8:45.056	9	58.356

Seq	Heure Hour	Tour Lap	Temps Time
153 Van Meever, Maks			
108			START
116			[YELLOW LINE]
138	1.736		
167	1:02.344	1	1:00.608
191	1:59.103	2	56.759
216	2:55.872	3	56.769
241	3:51.794	4	55.922
264	4:47.833	5	56.039
290	5:44.074	6	56.241
315	6:39.756	7	55.682
341	7:35.017	8	55.261
361	8:22.568		FINISH
369	8:30.894	9	55.877

Seq	Heure Hour	Tour Lap	Temps Time
165 Mäntylä, Ville			
108			START
109			[YELLOW LINE]

Seq	Heure Hour	Tour Lap	Temps Time
124	1.204		
160	59.706	1	58.502
185	1:56.178	2	56.472
210	2:52.298	3	56.120
237	3:49.015	4	56.717
261	4:45.314	5	56.299
286	5:41.164	6	55.850
311	6:36.810	7	55.646
337	7:32.383	8	55.573
361	8:22.568		FINISH
364	8:28.363	9	55.980

For information purposes.
No official / regulatory value.


KF3
Manche Qualificative D-E / Qualifying Heat D-E
Grille de départ / Starting grid

Départ / Start : 01.05.2010 - 16h00 Fermeture pré grille / Closing of the grid : 15h55 9 Tours/Laps = 11.070 Km

De Leval, Romain	150	- 12 -	134	Kristiansson, Anton
Arifi, Axel	144	- 11 -	155	Braaten, Jonas Wendelborg
Calvi, Melissa	146	- 10 -	117	Sundahl, Lukas
Sletten, Sander Joachim	116	- 9 -	138	Ingemann, Nicklas
Villemi, Hans	126	- 8 -	161	Nilsson, Hannes
Rudakov, Pavel	141	- 7 -	120	Thill, Olivier
Di Giacomo, Mathieu	140	- 6 -	143	Aho, Emil
Bedoret, Sébastien	133	- 5 -	162	Larsen, Kasper
Sylvest, Nicolai	147	- 4 -	151	Koch Malja, Gustav
Hansson, Robin L.	128	- 3 -	114	Rossel, Kevin
Valtanen, Juho	122	- 2 -	159	Gulbrandsen, Kenneth Vik
Hatakka, Tommi	136	- 1 -	103	Olsen, Dennis

- Pole -



KF3

Manche Qualificative D-E / Qualifying Heat D-E

Classement / Classification

Clt Rnk	N° No.	Concurrent Entrant	Nat	Pilote Driver	Nat	Chassis / Moteur / Pneus Chassis / Engine / Tyres	Tours Laps	Ecart Gap	Pénalité Penalty	M.Tour B.Lap	Vitesse Speed	Points
1	114	Ward Racing		Rossel, Kevin		Tony Kart / Vortex / Dunlop	9			54.845	80.73	0
2	103	Energy Corse		Olsen, Dennis		Energy / TM / Dunlop	9	+0.062		55.259	80.13	2
3	141	Team Komarov		Rudakov, Pavel		Tony Kart / BMB / Dunlop	9	+0.965		55.153	80.28	3
4	162	Ichiban Racing		Larsen, Kasper		Haase / Parilla / Dunlop	9	+4.455		55.327	80.03	4
5	143	Aho, Eero		Aho, Emil		Tony Kart / VKR / Dunlop	9	+5.783		55.401	79.92	5
6	147	Becher-Madsen Service		Sylvest, Nicolai		FA Kart / Vortex / Dunlop	9	+5.880		55.337	80.01	6
7	151	Ward Racing		Koch Malja, Gustav		Tony Kart / Vortex / Dunlop	9	+8.284		55.486	79.80	7
8	140	Di Giacomo, Julio		Di Giacomo, Mathieu		Kosmic / Vortex / Dunlop	9	+8.721		56.002	79.06	8
9	122	Valtanen, Juhani		Valtanen, Juho		CRG / Maxter / Dunlop	9	+8.797		55.410	79.91	9
10	138	Ingemann Racing		Ingemann, Nicklas		Kosmic / Vortex / Dunlop	9	+10.456		55.784	79.37	10
11	126	JTL Racing Oy		Villemi, Hans		Tony Kart / Vortex / Dunlop	9	+10.682		55.781	79.38	11
12	155	GA co Racing		Braaten, Jonas Wendelborg		FA Kart / Vortex / Dunlop	9	+12.331		55.461	79.83	12
13	133	Meunier, Samantha		Bedoret, Sébastien		Kosmic / Vortex / Dunlop	9	+13.265		55.049	80.43	13
14	120	Daems Racing		Thill, Olivier		Tony Kart / Vortex / Dunlop	9	+13.754		55.800	79.35	14
15	161	Ward Racing		Nilsson, Hannes		Tony Kart / Vortex / Dunlop	9	+14.818		55.667	79.54	15
16	150	De Leval, Philippe		De Leval, Romain		Swiss Hutless / TM / Dunlop	9	+16.245		55.572	79.68	16
17	136	JTL Racing Oy		Hatakka, Tommi		Tony Kart / VKR / Dunlop	9	+18.172	+6.000	56.427	78.47	17
18	117	PDB Racing Team		Sundahl, Lukas		Gillard / Parilla / Dunlop	9	+18.174		56.065	78.97	18
19	144	EGP Racing		Arifi, Axel		Intrepid / TM / Dunlop	9	+19.010		56.212	78.77	19
20	116	Norswed A/S		Sletten, Sander Joachim		Tony Kart / Vortex / Dunlop	9	+19.470		57.029	77.64	20
21	146	Calvi, Laurent		Calvi, Melissa		CRG / Maxter / Dunlop	9	+19.779		56.614	78.21	21
22	134	Malm Racing		Kristiansson, Anton		MS Kart / TM / Dunlop	9	+27.171		56.878	77.85	22
23	159	Adapta AS		Gulbrandsen, Kenneth Vik		Energy / Vortex / Dunlop	9	+39.001		55.930	79.17	23
24	128	Ward Racing		Hansson, Robin L.		Tony Kart / Vortex / Dunlop		+9 Laps				24

Meilleur tour / Best lap : 114 Rossel, Kevin - 54.845

Pas un tour / No lap

128	Ward Racing		Hansson, Robin L.		Tony Kart / Vortex / Dunlop							24
-----	-------------	--	-------------------	--	-----------------------------	--	--	--	--	--	--	----

#136 : 6" penalty for no respect of starting procedure, Art.29) of KF3 European Championship Prescriptions

Sous réserve de contrôles technique & sportif / Subject to scrutineering & sporting investigations

Timekeeper



Clerk of the course





KF3
Manche Qualificative D-E / Qualifying Heat D-E
Tour par tour / Lap by lap

Grille / Grid	136	103	122	159	128	114	147	151	133	162	140	143	141	120	126	161	116	138	146	117	144	155	150	134
	1.	2.	3.	4.	5.	6.	7.	8.	9.	10.	11.	12.	13.	14.	15.	16.	17.	18.	19.	20.	21.	22.	23.	24.
Départ / Start	136	103	122	159	128	114	147	133	151	140	162	141	143	126	120	161	116	138	117	155	134	146	144	150
Tour / Lap 1	103	136	147	141	143	114	140	116	162	120	126	151	161	122	133	117	134	155	138	144	150	146	159	
Tour / Lap 2	103	141	136	114	143	147	162	140	116	120	126	151	122	161	133	155	138	117	134	146	144	150	159	
Tour / Lap 3	103	141	114	136	162	147	143	140	120	116	151	126	133	122	161	138	155	117	134	146	144	150	159	
Tour / Lap 4	103	141	114	162	147	136	143	140	133	151	120	116	122	126	138	155	161	134	117	144	150	146	159	
Tour / Lap 5	103	114	141	162	147	143	136	140	151	122	120	126	138	155	161	116	133	134	144	117	150	146	159	
Tour / Lap 6	103	114	141	147	162	143	140	136	151	122	120	126	138	155	161	133	116	144	150	117	134	146	159	
Tour / Lap 7	103	114	141	162	143	147	140	136	151	122	138	126	155	120	161	133	116	144	150	117	146	134	159	
Tour / Lap 8	103	114	141	162	143	147	140	151	122	136	138	126	155	120	161	133	150	116	144	117	146	134	159	
Tour / Lap 9	114	103	141	162	143	147	151	140	122	138	126	136	155	133	120	161	150	117	144	116	146	134	159	

For information purposes. No official / regulatory value. - Informations sans valeur officielle / réglementaire.



KF3
Manche Qualificative D-E / Qualifying Heat D-E
Historique / Records

Seq	Heure Hour	Tour Lap	Temps Time
-----	---------------	-------------	---------------

103 Olsen, Dennis

105			START
107	[YELLOW LINE]		
122	1.001		
153	59.083	1	58.082
176	1:55.319	2	56.236
199	2:51.236	3	55.917
222	3:46.824	4	55.588
245	4:42.125	5	55.301
268	5:37.752	6	55.627
291	6:33.147	7	55.395
314	7:28.406	8	55.259
337	8:22.348		FINISH
339	8:24.252	9	55.846

Seq	Heure Hour	Tour Lap	Temps Time
-----	---------------	-------------	---------------

117 Sundahl, Lukas

105			START
134	[YELLOW LINE]		
146	2.362		
168	1:04.670	1	1:02.308
193	2:03.039	2	58.369
216	2:59.634	3	56.595
240	3:57.712	4	58.078
264	4:55.635	5	57.923
287	5:53.650	6	58.015
310	6:49.715	7	56.065
333	7:45.862	8	56.147
337	8:22.348		FINISH
355	8:42.364	9	56.502

Seq	Heure Hour	Tour Lap	Temps Time
-----	---------------	-------------	---------------

126 Villemi, Hans

105			START
119	[YELLOW LINE]		
138	1.723		
163	1:02.756	1	1:01.033
186	1:59.469	2	56.713
210	2:57.231	3	57.762
235	3:54.645	4	57.414
256	4:50.870	5	56.225
279	5:46.742	6	55.872
302	6:43.180	7	56.438
325	7:38.961	8	55.781
337	8:22.348		FINISH
348	8:34.872	9	55.911

114 Rossel, Kevin

105			START
112	[YELLOW LINE]		
130	1.325		
158	1:01.368	1	1:00.043
179	1:57.670	2	56.302
201	2:53.095	3	55.425
224	3:48.126	4	55.031
246	4:43.297	5	55.171
269	5:38.757	6	55.460
292	6:33.738	7	54.981
315	7:28.583	8	54.845
337	8:22.348		FINISH
338	8:24.190	9	55.607

120 Thill, Olivier

105			START
120	[YELLOW LINE]		
139	1.750		
162	1:02.656	1	1:00.906
185	1:59.353	2	56.697
207	2:56.826	3	57.473
232	3:54.282	4	57.456
255	4:50.798	5	56.516
278	5:46.598	6	55.800
304	6:43.796	7	57.198
327	7:39.781	8	55.985
337	8:22.348		FINISH
352	8:37.944	9	58.163

128 Hansson, Robin L.

105			START
109	[YELLOW LINE]		
126	1.229		
337	8:22.348		FINISH

133 Bedoret, Sébastien

105			START
113	[YELLOW LINE]		
131	1.446		
167	1:04.480	1	1:03.034
190	2:01.345	2	56.865
211	2:57.316	3	55.971
230	3:53.759	4	56.443
261	4:53.925	5	1:00.166
283	5:49.773	6	55.848
306	6:45.016	7	55.243
329	7:40.065	8	55.049
337	8:22.348		FINISH
351	8:37.455	9	57.390

116 Sletten, Sander Joachim

105			START
124	[YELLOW LINE]		
140	1.902		
160	1:02.174	1	1:00.272
184	1:59.203	2	57.029
208	2:57.000	3	57.797
233	3:54.460	4	57.460
260	4:52.872	5	58.412
284	5:50.292	6	57.420
307	6:47.595	7	57.303
331	7:45.733	8	58.138
337	8:22.348		FINISH
357	8:43.660	9	57.927

122 Valtanen, Juho

105			START
108	[YELLOW LINE]		
125	1.121		
166	1:04.186	1	1:03.065
188	2:00.675	2	56.489
212	2:57.578	3	56.903
234	3:54.503	4	56.925
254	4:50.474	5	55.971
277	5:45.917	6	55.443
300	6:41.576	7	55.659
322	7:37.577	8	56.001
337	8:22.348		FINISH
346	8:32.987	9	55.410

134 Kristiansson, Anton

105			START
144	[YELLOW LINE]		
148	2.797		
169	1:04.917	1	1:02.120
194	2:03.160	2	58.243
217	3:00.047	3	56.887



KF3

Manche Qualificative D-E / Qualifying Heat D-E

Historique / Records

Seq	Heure Hour	Tour Lap	Temps Time
239	3:56.925	4	56.878
262	4:54.445	5	57.520
288	5:53.702	6	59.257
312	6:52.981	7	59.279
335	7:52.647	8	59.666
337	8:22.348	FINISH	
360	8:51.361	9	58.714

136 Hatakka, Tommi

Seq	Heure Hour	Tour Lap	Temps Time
105			START
106	[YELLOW LINE]		
121	0.985		
154	1:00.124	1	59.139
178	1:57.606	2	57.482
202	2:54.102	3	56.496
227	3:51.197	4	57.095
251	4:47.865	5	56.668
275	5:44.669	6	56.804
298	6:41.096	7	56.427
323	7:38.745	8	57.649
337	8:22.348	FINISH	
349	8:36.362	9	57.617

138 Ingemann, Nicklas

Seq	Heure Hour	Tour Lap	Temps Time
105			START
127	[YELLOW LINE]		
142	2.099		
171	1:05.242	1	1:03.143
192	2:02.338	2	57.096
214	2:58.410	3	56.072
236	3:54.818	4	56.408
257	4:50.998	5	56.180
280	5:46.846	6	55.848
301	6:42.726	7	55.880
324	7:38.862	8	56.136
337	8:22.348	FINISH	
347	8:34.646	9	55.784

140 Di Giacomo, Mathieu

Seq	Heure Hour	Tour Lap	Temps Time
105			START
115	[YELLOW LINE]		
133	1.536		
159	1:01.990	1	1:00.454
183	1:58.913	2	56.923
206	2:55.455	3	56.542
229	3:51.488	4	56.033

Seq	Heure Hour	Tour Lap	Temps Time
252	4:48.001	5	56.513
274	5:44.171	6	56.170
297	6:40.173	7	56.002
320	7:36.475	8	56.302
337	8:22.348	FINISH	
345	8:32.911	9	56.436

141 Rudakov, Pavel

Seq	Heure Hour	Tour Lap	Temps Time
105			START
116	[YELLOW LINE]		
136	1.612		
156	1:00.524	1	58.912
177	1:56.909	2	56.385
200	2:52.445	3	55.536
223	3:47.907	4	55.462
247	4:43.830	5	55.923
270	5:39.387	6	55.557
293	6:34.540	7	55.153
316	7:29.928	8	55.388
337	8:22.348	FINISH	
340	8:25.155	9	55.227

143 Aho, Emil

Seq	Heure Hour	Tour Lap	Temps Time
105			START
118	[YELLOW LINE]		
137	1.645		
157	1:00.723	1	59.078
180	1:57.884	2	57.161
205	2:55.323	3	57.439
228	3:51.277	4	55.954
250	4:46.948	5	55.671
273	5:42.585	6	55.637
295	6:38.112	7	55.527
318	7:33.513	8	55.401
337	8:22.348	FINISH	
342	8:29.973	9	56.460

144 Arifi, Axel

Seq	Heure Hour	Tour Lap	Temps Time
105			START
150	3.265		
172	1:05.473	1	1:02.208
196	2:04.404	2	58.931
219	3:01.087	3	56.683
241	3:57.831	4	56.744
263	4:54.774	5	56.943
285	5:51.999	6	57.225

Seq	Heure Hour	Tour Lap	Temps Time
308	6:48.211	7	56.212
332	7:45.799	8	57.588
337	8:22.348	FINISH	
356	8:43.200	9	57.401

146 Calvi, Melissa

Seq	Heure Hour	Tour Lap	Temps Time
105			START
145	[YELLOW LINE]		
149	3.124		
174	1:06.043	1	1:02.919
195	2:04.004	2	57.961
218	3:00.964	3	56.960
243	3:58.551	4	57.587
266	4:56.559	5	58.008
289	5:53.774	6	57.215
311	6:50.388	7	56.614
334	7:47.226	8	56.838
337	8:22.348	FINISH	
358	8:43.969	9	56.743

147 Sylvest, Nicolai

Seq	Heure Hour	Tour Lap	Temps Time
105			START
110	[YELLOW LINE]		
128	1.342		
155	1:00.241	1	58.899
181	1:58.084	2	57.843
204	2:54.944	3	56.860
226	3:50.776	4	55.832
249	4:46.121	5	55.345
271	5:41.825	6	55.704
296	6:38.607	7	56.782
319	7:34.733	8	56.126
337	8:22.348	FINISH	
343	8:30.070	9	55.337

150 De Leval, Romain

Seq	Heure Hour	Tour Lap	Temps Time
105			START
151	[YELLOW LINE]		
152	3.473		
173	1:05.585	1	1:02.112
197	2:04.799	2	59.214
220	3:01.443	3	56.644
242	3:58.043	4	56.600
265	4:56.305	5	58.262
286	5:52.903	6	56.598
309	6:48.475	7	55.572



KF3

Manche Qualificative D-E / Qualifying Heat D-E

Historique / Records

Seq	Heure Hour	Tour Lap	Temps Time
330	7:44.501	8	56.026
337	8:22.348	FINISH	
354	8:40.435	9	55.934

Seq	Heure Hour	Tour Lap	Temps Time
337	8:22.348	FINISH	
361	9:03.191	9	55.952

151 Koch Malja, Gustav

Seq	Heure Hour	Tour Lap	Temps Time
105		START	
114	[YELLOW LINE]		
132	1.446		
164	1:03.432	1	1:01.986
187	1:59.744	2	56.312
209	2:57.055	3	57.311
231	3:53.861	4	56.806
253	4:49.582	5	55.721
276	5:45.186	6	55.604
299	6:41.308	7	56.122
321	7:36.988	8	55.680
337	8:22.348	FINISH	
344	8:32.474	9	55.486

161 Nilsson, Hannes

Seq	Heure Hour	Tour Lap	Temps Time
105		START	
123	[YELLOW LINE]		
141	1.897		
165	1:03.773	1	1:01.876
189	2:00.936	2	57.163
213	2:57.877	3	56.941
238	3:55.930	4	58.053
259	4:52.327	5	56.397
282	5:48.241	6	55.914
305	6:44.202	7	55.961
328	7:39.869	8	55.667
337	8:22.348	FINISH	
353	8:39.008	9	59.139

155 Braaten, Jonas Wendelborg

Seq	Heure Hour	Tour Lap	Temps Time
105		START	
143	[YELLOW LINE]		
147	2.655		
170	1:05.053	1	1:02.398
191	2:02.207	2	57.154
215	2:58.632	3	56.425
237	3:55.398	4	56.766
258	4:52.023	5	56.625
281	5:47.648	6	55.625
303	6:43.678	7	56.030
326	7:39.139	8	55.461
337	8:22.348	FINISH	
350	8:36.521	9	57.382

162 Larsen, Kasper

Seq	Heure Hour	Tour Lap	Temps Time
105		START	
117	[YELLOW LINE]		
135	1.578		
161	1:02.232	1	1:00.654
182	1:58.322	2	56.090
203	2:54.503	3	56.181
225	3:50.200	4	55.697
248	4:45.914	5	55.714
272	5:42.126	6	56.212
294	6:37.542	7	55.416
317	7:33.318	8	55.776
337	8:22.348	FINISH	
341	8:28.645	9	55.327

For information purposes.
No official / regulatory value.

159 Gulbrandsen, Kenneth Vik

Seq	Heure Hour	Tour Lap	Temps Time
105		START	
111	[YELLOW LINE]		
129	1.137		
175	1:32.267	1	1:31.130
198	2:29.352	2	57.085
221	3:25.611	3	56.259
244	4:21.796	4	56.185
267	5:18.512	5	56.716
290	6:15.166	6	56.654
313	7:11.309	7	56.143
336	8:07.239	8	55.930



KF3

Manche Qualificative A-B / Qualifying Heat A-B

Grille de départ / Starting grid

Départ / Start : 01.05.2010 - 16h25 Fermeture pré grille / Closing of the grid : 16h20 9 Tours/Laps = 11.070 Km

Hansen, Andreas Sebastian	101	- 13 -	110	Nylund, Niclas
Pukema, Pasi	123	- 12 -	137	Shamalov, Danil
Von Schedvin, Lina	124	- 11 -	148	Kuusiniemi, Jussi
Koebolt, Max	108	- 10 -	107	Muhonen, Simo
Ovaska, Pyry	115	- 9 -	152	Van Dijk, Recardo
Overgaard Pedersen, Mikkel	118	- 8 -	127	Semi, Valtteri
Sorensen, Christian	119	- 7 -	142	Ryzhkov, Maxim
Hanna, Pierre	139	- 6 -	109	Mirguet, Simon
Van Meever, Maks	153	- 5 -	112	Pereira, Dylan
Sorensen, Lasse	129	- 4 -	106	Mortensen, Martin Henchel
Oomen, Kim	111	- 3 -	104	Orudshev, Egor
Verstappen, Max	102	- 2 -	105	Flygenring, Jannick
Mäntylä, Ville	165	- 1 -	149	Beer, Nicolas

- Pole -



KF3

Manche Qualificative A-B / Qualifying Heat A-B

Classement / Classification

Clt Rnk	N° No.	Concurrent Entrant	Nat	Pilote Driver	Nat	Chassis / Moteur / Pneus Chassis / Engine / Tyres	Tours Laps	Ecart Gap	Pénalité Penalty	M.Tour B.Lap	Vitesse Speed	Points
1	105	Ichiban Racing		Flygenring, Jannick		Haase / Parilla / Dunlop	9			55.027	80.46	0
2	165	Anttila, Teemu		Mäntylä, Ville		Energy / VKR / Dunlop	9	+1.823		55.474	79.82	2
3	129	Sorensen, Ruben L.		Sorensen, Lasse		Zanardi / TM / Dunlop	9	+2.164		55.413	79.90	3
4	119	Italsport/Racing Motor		Sorensen, Christian		Birel / BMB / Dunlop	9	+2.249		55.062	80.41	4
5	118	Maranello Kart DK		Overgaard Pedersen, Mikkel		Lenzokart / TM / Dunlop	9	+2.733		55.033	80.46	5
6	111	Keijzer Racing		Oomen, Kim		Zanardi / Maxter / Dunlop	9	+3.275		55.225	80.18	6
7	101	EGP Racing		Hansen, Andreas Sebastian		Intrepid / TM / Dunlop	9	+4.259		54.810	80.78	7
8	109	Mirquet, Dominique		Mirquet, Simon		DR / Parilla / Dunlop	9	+7.050		55.518	79.75	8
9	148	Kohtala Sports		Kuusiniemi, Jussi		Haase / VKR / Dunlop	9	+8.569		55.463	79.83	9
10	137	Intrepid Driver Program		Shamalov, Danil		Intrepid / TM / Dunlop	9	+8.988		55.567	79.68	10
11	102	CRG Holland		Verstappen, Max		CRG / Maxter / Dunlop	9	+9.400		54.823	80.76	11
12	149	Becher-Madsen Service		Beer, Nicolas		FA Kart / Vortex / Dunlop	9	+9.667	+10.000	54.957	80.57	12
13	106	Dam Racing		Mortensen, Martin Henchel		Sodi / Parilla / Dunlop	9	+11.225	+10.000	55.303	80.06	13
14	115	Redstep		Ovaska, Pyry		Maranello / Maranello / Dunlop	9	+12.532		55.606	79.63	14
15	142	Team Komarov		Ryzhkov, Maxim		Maranello / Maranello / Dunlop	9	+12.727		55.952	79.13	15
16	110	Redstep		Nylund, Niclas		Maranello / VKR / Dunlop	9	+13.601		55.771	79.39	16
17	153	Maddox		Van Meever, Maks		Maddox / Parilla / Dunlop	9	+13.626		55.644	79.57	17
18	112	EGP Racing		Pereira, Dylan		Intrepid / TM / Dunlop	9	+13.859		55.719	79.47	18
19	152	PDB Racing Team		Van Dijk, Recardo		Gillard / Maxter / Dunlop	9	+14.034		55.881	79.23	19
20	107	PTN Racing		Muhonen, Simo		Birel / VKR / Dunlop	9	+14.334		55.945	79.14	20
21	127	Semi Karting Oy		Semi, Valtteri		CRG / Maxter / Dunlop	9	+17.879		56.092	78.94	21
22	123	Tapojärvi Oy		Pukema, Pasi		PCR / VKR / Dunlop	9	+18.351		56.041	79.01	22
23	124	Italsport/Racing Motor		Von Schedvin, Lina		Birel / BMB / Dunlop	9	+21.724		56.317	78.62	23
24	108	PDB Racing Team		Koebolt, Max		Maddox / Maxter / Dunlop	9	+25.146		56.600	78.23	24
25	139	Daems Racing		Hanna, Pierre		Tony Kart / Vortex / Dunlop	9	+37.641		56.036	79.02	25
26	104	Intrepid Driver Program		Orudshev, Egor		Intrepid / TM / Dunlop		+9 Laps				26

Meilleur tour / Best lap : 101 Hansen, Andreas Sebastian - 54.810

Pas un tour / No lap

104	Intrepid Driver Program		Orudshev, Egor		Intrepid / TM / Dunlop							26
-----	-------------------------	--	-----------------------	--	------------------------	--	--	--	--	--	--	----

#149 : 10" penalty for no respect of starting procedure, Art.2.20.F of General Prescriptions

#106 : 10" penalty have caused a collision, Art.2.24 of General Prescriptions

Sous réserve de contrôles technique & sportif / Subject to scrutineering & sporting investigations

Timekeeper



Clerk of the course





KF3
Manche Qualificative A-B / Qualifying Heat A-B
Tour par tour / Lap by lap

Grille / Grid	165	149	102	105	111	104	129	106	153	112	139	109	119	142	118	127	115	152	108	107	124	148	123	137	101	110
	1.	2.	3.	4.	5.	6.	7.	8.	9.	10.	11.	12.	13.	14.	15.	16.	17.	18.	19.	20.	21.	22.	23.	24.	25.	26.
Départ / Start	165	149	102	105	111	106	129	153	112	139	109	142	119	118	127	104	108	115	152	107	124	148	137	123	101	110
Tour / Lap 1	105	102	149	165	111	106	129	153	139	109	119	118	137	142	101	148	124	110	123	107	112	152	115	108	127	
Tour / Lap 2	102	149	105	165	106	129	153	111	118	119	109	101	137	142	124	110	148	107	152	112	115	123	108	127	139	
Tour / Lap 3	102	149	105	106	165	129	153	111	118	119	109	101	137	124	148	110	142	107	112	152	115	108	127	139	123	
Tour / Lap 4	102	149	105	106	165	129	153	111	118	119	109	101	137	124	148	110	142	107	112	115	152	108	127	139	123	
Tour / Lap 5	149	105	106	165	129	153	118	111	119	101	109	137	102	148	110	142	107	112	115	152	127	108	123	124	139	
Tour / Lap 6	149	105	106	165	129	118	119	111	101	109	153	137	148	110	102	142	112	115	107	152	127	123	124	108	139	
Tour / Lap 7	149	105	106	165	129	118	119	111	101	109	148	137	102	153	110	142	112	115	107	152	127	123	124	108	139	
Tour / Lap 8	149	105	106	165	129	119	118	111	101	109	148	137	102	110	142	115	112	153	107	152	127	123	124	108	139	
Tour / Lap 9	149	105	106	165	129	119	118	111	101	109	148	137	102	115	142	110	153	112	152	107	127	123	124	108	139	

For information purposes. No official / regulatory value. - Informations sans valeur officielle / réglementaire.



KF3

Manche Qualificative A-B / Qualifying Heat A-B

Historique / Records

Seq	Heure Hour	Tour Lap	Temps Time
-----	---------------	-------------	---------------

101 Hansen, Andreas Sebastian			
112			START
151	[YELLOW LINE]		
163	2.875		
179	1:02.991	1	1:00.116
201	2:00.881	2	57.890
226	2:56.737	3	55.856
251	3:52.218	4	55.481
274	4:47.702	5	55.484
298	5:44.469	6	56.767
325	6:40.125	7	55.656
350	7:35.268	8	55.143
367	8:21.934		FINISH
376	8:30.078	9	54.810

102 Verstappen, Max

112			START
116	[YELLOW LINE]		
138	1.367		
166	59.321	1	57.954
190	1:54.866	2	55.545
215	2:52.196	3	57.330
240	3:48.093	4	55.897
277	4:50.674	5	1:02.581
304	5:48.309	6	57.635
329	6:44.544	7	56.235
354	7:40.396	8	55.852
367	8:21.934		FINISH
380	8:35.219	9	54.823

104 Orudshev, Egor

112			START
125	[YELLOW LINE]		
154	2.301		
367	8:21.934		FINISH

105 Flygenring, Jannick

112			START
115	[YELLOW LINE]		
137	1.384		
165	59.062	1	57.678
192	1:55.395	2	56.333
217	2:52.785	3	57.390

Seq	Heure Hour	Tour Lap	Temps Time
-----	---------------	-------------	---------------

242	3:48.565	4	55.780
266	4:44.988	5	56.423
291	5:40.478	6	55.490
318	6:35.684	7	55.206
343	7:30.792	8	55.108
367	8:21.934		FINISH
369	8:25.819	9	55.027

106 Mortensen, Martin Henchel

112			START
117	[YELLOW LINE]		
141	1.606		
170	1:00.385	1	58.779
194	1:56.016	2	55.631
218	2:53.015	3	56.999
243	3:48.914	4	55.899
267	4:45.218	5	56.304
292	5:40.863	6	55.645
319	6:36.370	7	55.507
344	7:31.673	8	55.303
367	8:21.934		FINISH
370	8:27.044	9	55.371

107 Muhonen, Simo

112			START
134	[YELLOW LINE]		
158	2.475		
184	1:04.728	1	1:02.253
207	2:03.025	2	58.297
232	3:00.403	3	57.378
257	3:57.101	4	56.698
281	4:53.181	5	56.080
309	5:50.336	6	57.155
335	6:46.281	7	55.945
360	7:43.203	8	56.922
367	8:21.934		FINISH
387	8:40.153	9	56.950

108 Koebolt, Max

112			START
130	[YELLOW LINE]		
155	2.304		
188	1:05.993	1	1:03.689
212	2:05.525	2	59.532

Seq	Heure Hour	Tour Lap	Temps Time
-----	---------------	-------------	---------------

236	3:03.008	3	57.483
261	3:59.608	4	56.600
286	4:58.459	5	58.851
315	5:57.933	6	59.474
340	6:54.819	7	56.886
365	7:53.867	8	59.048
367	8:21.934		FINISH
391	8:50.965	9	57.098

109 Mirguet, Simon

112			START
124	[YELLOW LINE]		
145	1.952		
174	1:01.659	1	59.707
200	2:00.664	2	59.005
225	2:56.380	3	55.716
250	3:52.073	4	55.693
275	4:48.262	5	56.189
299	5:45.476	6	57.214
326	6:41.576	7	56.100
351	7:37.351	8	55.775
367	8:21.934		FINISH
377	8:32.869	9	55.518

110 Nylund, Niclas

112			START
152	[YELLOW LINE]		
164	3.060		
182	1:04.099	1	1:01.039
205	2:02.316	2	58.217
230	2:59.584	3	57.268
255	3:55.738	4	56.154
279	4:51.509	5	55.771
303	5:47.636	6	56.127
331	6:44.886	7	57.250
355	7:41.935	8	57.049
367	8:21.934		FINISH
383	8:39.420	9	57.485

111 Oomen, Kim

112			START
118	[YELLOW LINE]		
140	1.539		
169	1:00.276	1	58.737



KF3

Manche Qualificative A-B / Qualifying Heat A-B

Historique / Records

Seq	Heure Hour	Tour Lap	Temps Time
197	1:57.680	2	57.404
222	2:54.246	3	56.566
247	3:50.639	4	56.393
272	4:46.537	5	55.898
297	5:42.753	6	56.216
324	6:38.012	7	55.259
349	7:33.869	8	55.857
367	8:21.934	FINISH	
375	8:29.094	9	55.225

Seq	Heure Hour	Tour Lap	Temps Time
223	2:55.076	3	56.027
248	3:50.700	4	55.624
271	4:46.079	5	55.379
295	5:41.517	6	55.438
322	6:36.937	7	55.420
348	7:33.519	8	56.582
367	8:21.934	FINISH	
374	8:28.552	9	55.033

Seq	Heure Hour	Tour Lap	Temps Time
253	3:55.027	4	56.420
288	4:59.636	5	1:04.609
314	5:57.350	6	57.714
339	6:53.667	7	56.317
364	7:50.509	8	56.842
367	8:21.934	FINISH	
390	8:47.543	9	57.034

112 Pereira, Dylan

Seq	Heure Hour	Tour Lap	Temps Time
112			START
119	[YELLOW LINE]		
144	1.844		
185	1:05.008	1	1:03.164
209	2:03.819	2	58.811
233	3:00.716	3	56.897
258	3:57.532	4	56.816
282	4:53.409	5	55.877
306	5:49.328	6	55.919
333	6:45.047	7	55.719
358	7:42.813	8	57.766
367	8:21.934	FINISH	
385	8:39.678	9	56.865

119 Sorensen, Christian

Seq	Heure Hour	Tour Lap	Temps Time
112			START
126	[YELLOW LINE]		
148	2.084		
175	1:01.809	1	59.725
199	2:00.008	2	58.199
224	2:56.071	3	56.063
249	3:51.763	4	55.692
273	4:46.874	5	55.111
296	5:42.200	6	55.326
323	6:37.262	7	55.062
347	7:32.739	8	55.477
367	8:21.934	FINISH	
373	8:28.068	9	55.329

127 Semi, Valtteri

Seq	Heure Hour	Tour Lap	Temps Time
112			START
128	[YELLOW LINE]		
149	2.184		
189	1:06.238	1	1:04.054
213	2:06.004	2	59.766
237	3:04.076	3	58.072
262	4:00.276	4	56.200
285	4:58.210	5	57.934
312	5:55.273	6	57.063
337	6:51.482	7	56.209
362	7:47.574	8	56.092
367	8:21.934	FINISH	
388	8:43.698	9	56.124

115 Ovaska, Pyry

Seq	Heure Hour	Tour Lap	Temps Time
112			START
131	[YELLOW LINE]		
156	2.402		
187	1:05.567	1	1:03.165
210	2:04.509	2	58.942
235	3:01.116	3	56.607
259	3:58.174	4	57.058
283	4:53.935	5	55.761
307	5:49.950	6	56.015
334	6:45.556	7	55.606
357	7:42.416	8	56.860
367	8:21.934	FINISH	
381	8:38.351	9	55.935

123 Pukema, Pasi

Seq	Heure Hour	Tour Lap	Temps Time
112			START
150	[YELLOW LINE]		
162	2.811		
183	1:04.533	1	1:01.722
211	2:05.462	2	1:00.929
239	3:05.011	3	59.549
264	4:01.867	4	56.856
287	4:58.529	5	56.662
313	5:55.601	6	57.072
338	6:51.769	7	56.168
363	7:48.129	8	56.360
367	8:21.934	FINISH	
389	8:44.170	9	56.041

129 Sorensen, Lasse

Seq	Heure Hour	Tour Lap	Temps Time
112			START
120	[YELLOW LINE]		
142	1.653		
171	1:00.813	1	59.160
195	1:56.707	2	55.894
220	2:53.639	3	56.932
245	3:49.952	4	56.313
269	4:45.777	5	55.825
294	5:41.366	6	55.589
321	6:36.870	7	55.504
346	7:32.570	8	55.700
367	8:21.934	FINISH	
372	8:27.983	9	55.413

118 Overgaard Pedersen, Mikkel

Seq	Heure Hour	Tour Lap	Temps Time
112			START
127	[YELLOW LINE]		
153	2.177		
176	1:02.020	1	59.843
198	1:59.049	2	57.029

124 Von Schedvin, Lina

Seq	Heure Hour	Tour Lap	Temps Time
112			START
132	[YELLOW LINE]		
159	2.496		
181	1:03.513	1	1:01.017
204	2:01.843	2	58.330
228	2:58.607	3	56.764

137 Shamalov, Danil

Seq	Heure Hour	Tour Lap	Temps Time
112			START
135	[YELLOW LINE]		
161	2.698		
177	1:02.223	1	59.525
202	2:01.210	2	58.987
227	2:57.292	3	56.082
252	3:52.974	4	55.682



KF3
Manche Qualificative A-B / Qualifying Heat A-B
Historique / Records

Seq	Heure Hour	Tour Lap	Temps Time
276	4:49.457	5	56.483
301	5:46.578	6	57.121
328	6:43.352	7	56.774
353	7:39.240	8	55.888
367	8:21.934	FINISH	
379	8:34.807	9	55.567

Seq	Heure Hour	Tour Lap	Temps Time
302	5:47.285	6	56.164
327	6:43.280	7	55.995
352	7:38.925	8	55.645
367	8:21.934	FINISH	
378	8:34.388	9	55.463

Seq	Heure Hour	Tour Lap	Temps Time
330	6:44.623	7	58.066
359	7:43.013	8	58.390
367	8:21.934	FINISH	
384	8:39.445	9	56.432

139 Hanna, Pierre

112		START	
123	[YELLOW LINE]		
146	1.948		
173	1:01.504	1	59.556
214	2:06.795	2	1:05.291
238	3:04.743	3	57.948
263	4:01.188	4	56.445
289	5:17.838	5	1:16.650
316	6:14.209	6	56.371
341	7:10.245	7	56.036
366	8:07.314	8	57.069
367	8:21.934	FINISH	
392	9:03.460	9	56.146

149 Beer, Nicolas

112		START	
113	[YELLOW LINE]		
139	1.268		
167	59.501	1	58.233
191	1:55.035	2	55.534
216	2:52.532	3	57.497
241	3:48.319	4	55.787
265	4:44.101	5	55.782
290	5:39.354	6	55.253
317	6:35.304	7	55.950
342	7:30.529	8	55.225
367	8:21.934	FINISH	
368	8:25.486	9	54.957

165 Mäntylä, Ville

112		START	
114	[YELLOW LINE]		
136	1.262		
168	59.986	1	58.724
193	1:55.856	2	55.870
219	2:53.388	3	57.532
244	3:49.716	4	56.328
268	4:45.418	5	55.702
293	5:41.121	6	55.703
320	6:36.649	7	55.528
345	7:32.168	8	55.519
367	8:21.934	FINISH	
371	8:27.642	9	55.474

For information purposes.
No official / regulatory value.

142 Ryzhkov, Maxim

112		START	
122	[YELLOW LINE]		
147	2.061		
178	1:02.968	1	1:00.907
203	2:01.660	2	58.692
231	3:00.103	3	58.443
256	3:56.761	4	56.658
280	4:52.814	5	56.053
305	5:48.766	6	55.952
332	6:44.959	7	56.193
356	7:42.099	8	57.140
367	8:21.934	FINISH	
382	8:38.546	9	56.447

152 Van Dijk, Recardo

112		START	
129	[YELLOW LINE]		
157	2.409		
186	1:05.256	1	1:02.847
208	2:03.347	2	58.091
234	3:00.867	3	57.520
260	3:58.328	4	57.461
284	4:54.209	5	55.881
310	5:50.461	6	56.252
336	6:46.596	7	56.135
361	7:43.348	8	56.752
367	8:21.934	FINISH	
386	8:39.853	9	56.505

148 Kuusiniemi, Jussi

112		START	
133	[YELLOW LINE]		
160	2.636		
180	1:03.311	1	1:00.675
206	2:02.813	2	59.502
229	2:59.268	3	56.455
254	3:55.383	4	56.115
278	4:51.121	5	55.738

153 Van Meever, Maks

112		START	
121	[YELLOW LINE]		
143	1.750		
172	1:01.276	1	59.526
196	1:57.335	2	56.059
221	2:53.874	3	56.539
246	3:50.362	4	56.488
270	4:46.006	5	55.644
300	5:46.557	6	1:00.551


KF3
Manche Qualificative B-E / Qualifying Heat B-E
Grille de départ / Starting grid

Départ / Start : 01.05.2010 - 17h40 Fermeture pré grille / Closing of the grid : 17h35 9 Tours/Laps = 11.070 Km

Nylund, Niclas	110	- 13 -	
Shamalov, Danil	137	- 12 -	134 Kristiansson, Anton
Kuusiniemi, Jussi	148	- 11 -	155 Braaten, Jonas Wendelborg
Muhonen, Simo	107	- 10 -	117 Sundahl, Lukas
Van Dijk, Recardo	152	- 9 -	138 Ingemann, Nicklas
Semi, Valtteri	127	- 8 -	161 Nilsson, Hannes
Ryzhkov, Maxim	142	- 7 -	120 Thill, Olivier
Mirguet, Simon	109	- 6 -	143 Aho, Emil
Pereira, Dylan	112	- 5 -	162 Larsen, Kasper
Mortensen, Martin Henchel	106	- 4 -	151 Koch Malja, Gustav
Orudshev, Egor	104	- 3 -	114 Rossel, Kevin
Flygenring, Jannick	105	- 2 -	159 Gulbrandsen, Kenneth Vik
Beer, Nicolas	149	- 1 -	103 Olsen, Dennis

- Pole -


KF3
Manche Qualificative B-E / Qualifying Heat B-E
Classement / Classification

Cl Rnk	N° No.	Concurrent Entrant	Nat	Pilote Driver	Nat	Chassis / Moteur / Pneus Chassis / Engine / Tyres	Tours Laps	Ecart Gap	M.Tour B.Lap	Vitesse Speed	Points
1	149	Becher-Madsen Service		Beer, Nicolas		FA Kart / Vortex / Dunlop	9		54.794	80.81	0
2	104	Intrepid Driver Program		Orudshev, Egor		Intrepid / TM / Dunlop	9	+0.390	54.664	81.00	2
3	114	Ward Racing		Rossel, Kevin		Tony Kart / Vortex / Dunlop	9	+0.569	54.380	81.42	3
4	105	Ichiban Racing		Flygenring, Jannick		Haase / Parilla / Dunlop	9	+1.145	54.686	80.97	4
5	103	Energy Corse		Olsen, Dennis		Energy / TM / Dunlop	9	+1.501	54.771	80.84	5
6	106	Dam Racing		Mortensen, Martin Henchel		Sodi / Parilla / Dunlop	9	+5.413	54.680	80.98	6
7	159	Adapta AS		Gulbrandsen, Kenneth Vik		Energy / Vortex / Dunlop	9	+7.752	55.243	80.15	7
8	109	Mirguet, Dominique		Mirguet, Simon		DR / Parilla / Dunlop	9	+9.444	55.191	80.23	8
9	142	Team Komarov		Ryzhkov, Maxim		Maranello / Maranello / Dunlop	9	+9.545	55.201	80.21	9
10	162	Ichiban Racing		Larsen, Kasper		Haase / Parilla / Dunlop	9	+9.708	55.167	80.26	10
11	107	PTN Racing		Muhonen, Simo		Birel / VKR / Dunlop	9	+12.134	55.413	79.90	11
12	120	Daems Racing		Thill, Olivier		Tony Kart / Vortex / Dunlop	9	+12.368	55.279	80.10	12
13	151	Ward Racing		Koch Malja, Gustav		Tony Kart / Vortex / Dunlop	9	+13.378	54.765	80.85	13
14	110	Redstep		Nylund, Niclas		Maranello / VKR / Dunlop	9	+13.700	55.298	80.07	14
15	138	Ingemann Racing		Ingemann, Nicklas		Kosmic / Vortex / Dunlop	9	+15.040	55.054	80.43	15
16	112	EGP Racing		Pereira, Dylan		Intrepid / TM / Dunlop	9	+15.225	55.067	80.41	16
17	161	Ward Racing		Nilsson, Hannes		Tony Kart / Vortex / Dunlop	9	+15.448	55.347	80.00	17
18	127	Semi Karting Oy		Semi, Valtteri		CRG / Maxter / Dunlop	9	+15.704	55.466	79.83	18
19	117	PDB Racing Team		Sundahl, Lukas		Gillard / Parilla / Dunlop	9	+15.817	55.451	79.85	19
20	155	GA co Racing		Braaten, Jonas Wendelborg		FA Kart / Vortex / Dunlop	9	+19.407	55.510	79.76	20
21	148	Kohtala Sports		Kuusiniemi, Jussi		Haase / VKR / Dunlop	9	+19.559	55.420	79.89	21
22	137	Intrepid Driver Program		Shamalov, Danil		Intrepid / TM / Dunlop	9	+20.017	55.787	79.37	22
23	134	Malm Racing		Kristiansson, Anton		MS Kart / TM / Dunlop	9	+20.272	55.924	79.17	23
24	143	Aho, Eero		Aho, Emil		Tony Kart / VKR / Dunlop	9	+29.943	55.217	80.19	24
25	152	PDB Racing Team		Van Dijk, Recardo		Gillard / Maxter / Dunlop	1	+8 Laps	1:04.953	68.17	25

Meilleur tour / Best lap : 114 Rossel, Kevin - 54.380

Sous réserve de contrôles technique & sportif / Subject to scrutineering & sporting investigations

Timekeeper



Clerk of the course





KF3
Manche Qualificative B-E / Qualifying Heat B-E
Tour par tour / Lap by lap

Grille / Grid	149	103	105	159	104	114	106	151	112	162	109	143	142	120	127	161	152	138	107	117	148	155	137	134	110
	1.	2.	3.	4.	5.	6.	7.	8.	9.	10.	11.	12.	13.	14.	15.	16.	17.	18.	19.	20.	21.	22.	23.	24.	25.
Départ / Start	149	103	105	159	104	114	106	151	112	109	142	127	143	120	152	161	107	138	117	148	155	137	134	110	
Tour / Lap 1	105	104	149	103	106	114	159	109	142	162	120	107	112	138	127	143	110	151	161	117	155	152	137	134	148
Tour / Lap 2	105	149	104	103	114	159	106	109	162	142	120	112	138	127	107	143	110	151	155	161	117	137	134	148	
Tour / Lap 3	149	105	104	103	114	159	106	162	142	109	138	112	127	107	143	120	110	155	151	161	117	137	134	148	
Tour / Lap 4	149	105	104	103	114	159	106	162	142	109	138	112	127	143	107	120	110	155	151	161	117	137	134	148	
Tour / Lap 5	149	105	104	103	114	159	106	162	142	109	138	112	143	127	107	120	110	151	161	117	155	137	134	148	
Tour / Lap 6	149	104	105	103	114	159	106	109	142	162	138	112	143	107	120	110	151	127	161	117	155	137	134	148	
Tour / Lap 7	149	104	105	114	103	106	159	109	142	162	138	112	143	107	120	110	151	161	127	117	155	137	134	148	
Tour / Lap 8	149	104	114	105	103	106	159	109	142	138	162	112	143	107	120	110	151	161	127	117	155	148	137	134	
Tour / Lap 9	149	104	114	105	103	106	159	109	142	162	107	120	151	110	138	112	161	127	117	155	148	137	134	143	

For information purposes. No official / regulatory value. - Informations sans valeur officielle / réglementaire.



KF3
Manche Qualificative B-E / Qualifying Heat B-E
Historique / Records

Seq	Heure Hour	Tour Lap	Temps Time
-----	---------------	-------------	---------------

103 Olsen, Dennis

Seq	Heure Hour	Tour Lap	Temps Time
109			START
111			[YELLOW LINE]
128	0.908		
162	59.008	1	58.100
187	1:54.808	2	55.800
211	2:50.276	3	55.468
235	3:45.564	4	55.288
260	4:40.447	5	54.883
285	5:35.218	6	54.771
310	6:30.477	7	55.259
334	7:25.423	8	54.946
355	8:18.861		FINISH
360	8:20.221	9	54.798

Seq	Heure Hour	Tour Lap	Temps Time
-----	---------------	-------------	---------------

106 Mortensen, Martin Henchel

Seq	Heure Hour	Tour Lap	Temps Time
109			START
115			[YELLOW LINE]
137	1.288		
163	59.306	1	58.018
190	1:57.095	2	57.789
214	2:53.211	3	56.116
238	3:49.065	4	55.854
263	4:44.115	5	55.050
288	5:38.795	6	54.680
311	6:34.189	7	55.394
335	7:29.329	8	55.140
355	8:18.861		FINISH
361	8:24.133	9	54.804

Seq	Heure Hour	Tour Lap	Temps Time
-----	---------------	-------------	---------------

110 Nylund, Niclas

Seq	Heure Hour	Tour Lap	Temps Time
109			START
151			[YELLOW LINE]
158	2.874		
175	1:05.700	1	1:02.826
200	2:02.439	2	56.739
224	2:58.590	3	56.151
248	3:54.299	4	55.709
274	4:49.597	5	55.298
297	5:45.420	6	55.823
321	6:41.027	7	55.607
346	7:36.330	8	55.303
355	8:18.861		FINISH
369	8:32.420	9	56.090

104 Orudshev, Egor

Seq	Heure Hour	Tour Lap	Temps Time
109			START
112			[YELLOW LINE]
131	1.110		
160	58.781	1	57.671
186	1:54.604	2	55.823
210	2:49.905	3	55.301
234	3:45.061	4	55.156
259	4:39.725	5	54.664
283	5:34.438	6	54.713
307	6:29.533	7	55.095
331	7:24.311	8	54.778
355	8:18.861		FINISH
357	8:19.110	9	54.799

107 Muhonen, Simo

Seq	Heure Hour	Tour Lap	Temps Time
109			START
134			[YELLOW LINE]
149	2.038		
170	1:01.763	1	59.725
198	1:59.775	2	58.012
221	2:56.792	3	57.017
246	3:53.007	4	56.215
271	4:48.462	5	55.455
295	5:44.163	6	55.701
319	6:39.673	7	55.510
344	7:35.086	8	55.413
355	8:18.861		FINISH
366	8:30.854	9	55.768

112 Pereira, Dylan

Seq	Heure Hour	Tour Lap	Temps Time
109			START
117			[YELLOW LINE]
142	1.443		
171	1:01.986	1	1:00.543
195	1:59.190	2	57.204
219	2:56.159	3	56.969
243	3:51.877	4	55.718
268	4:47.091	5	55.214
293	5:42.304	6	55.213
317	6:37.371	7	55.067
341	7:33.023	8	55.652
355	8:18.861		FINISH
371	8:33.945	9	1:00.922

105 Flygenring, Jannick

Seq	Heure Hour	Tour Lap	Temps Time
109			START
110			[YELLOW LINE]
129	1.016		
159	58.205	1	57.189
184	1:53.757	2	55.552
209	2:49.448	3	55.691
233	3:44.668	4	55.220
258	4:39.500	5	54.832
284	5:34.810	6	55.310
308	6:29.872	7	55.062
333	7:25.179	8	55.307
355	8:18.861		FINISH
359	8:19.865	9	54.686

109 Mirquet, Simon

Seq	Heure Hour	Tour Lap	Temps Time
109			START
119			[YELLOW LINE]
143	1.558		
166	1:00.425	1	58.867
191	1:57.639	2	57.214
217	2:54.498	3	56.859
241	3:50.202	4	55.704
266	4:45.393	5	55.191
289	5:41.216	6	55.823
313	6:36.552	7	55.336
337	7:32.203	8	55.651
355	8:18.861		FINISH
363	8:28.164	9	55.961

114 Rossel, Kevin

Seq	Heure Hour	Tour Lap	Temps Time
109			START
114			[YELLOW LINE]
136	1.195		
164	59.811	1	58.616
188	1:55.220	2	55.409
212	2:50.521	3	55.301
236	3:46.028	4	55.507
261	4:40.608	5	54.580
286	5:35.367	6	54.759
309	6:30.082	7	54.715
332	7:24.909	8	54.827
355	8:18.861		FINISH
358	8:19.289	9	54.380



KF3

Manche Qualificative B-E / Qualifying Heat B-E

Historique / Records

Seq	Heure Hour	Tour Lap	Temps Time
117 Sundahl, Lukas			
109			START
130			[YELLOW LINE]
154	2.146		
178	1:06.365	1	1:04.219
204	2:03.767	2	57.402
228	2:59.949	3	56.182
253	3:55.562	4	55.613
277	4:52.161	5	56.599
301	5:47.885	6	55.724
325	6:43.416	7	55.531
350	7:38.867	8	55.451
355	8:18.861		FINISH
374	8:34.537	9	55.670

Seq	Heure Hour	Tour Lap	Temps Time
134 Kristiansson, Anton			
109			START
139			[YELLOW LINE]
157	2.429		
182	1:07.297	1	1:04.868
206	2:04.532	2	57.235
230	3:01.375	3	56.843
255	3:57.521	4	56.146
280	4:54.025	5	56.504
304	5:50.547	6	56.522
328	6:46.770	7	56.223
354	7:43.068	8	56.298
355	8:18.861		FINISH
378	8:38.992	9	55.924

Seq	Heure Hour	Tour Lap	Temps Time
142 Ryzhkov, Maxim			
109			START
121			[YELLOW LINE]
144	1.656		
167	1:00.639	1	58.983
193	1:58.129	2	57.490
216	2:54.114	3	55.985
240	3:49.963	4	55.849
265	4:45.164	5	55.201
290	5:41.385	6	56.221
314	6:36.687	7	55.302
338	7:32.507	8	55.820
355	8:18.861		FINISH
364	8:28.265	9	55.758

Seq	Heure Hour	Tour Lap	Temps Time
120 Thill, Olivier			
109			START
123			[YELLOW LINE]
147	1.846		
169	1:01.241	1	59.395
194	1:58.956	2	57.715
223	2:57.444	3	58.488
247	3:53.468	4	56.024
272	4:48.922	5	55.454
296	5:44.674	6	55.752
320	6:39.953	7	55.279
345	7:35.302	8	55.349
355	8:18.861		FINISH
367	8:31.088	9	55.786

Seq	Heure Hour	Tour Lap	Temps Time
137 Shamalov, Danil			
109			START
140			[YELLOW LINE]
156	2.410		
181	1:06.850	1	1:04.440
205	2:04.277	2	57.427
229	3:00.823	3	56.546
254	3:56.855	4	56.032
279	4:53.713	5	56.858
303	5:50.342	6	56.629
327	6:46.580	7	56.238
353	7:42.950	8	56.370
355	8:18.861		FINISH
377	8:38.737	9	55.787

Seq	Heure Hour	Tour Lap	Temps Time
143 Aho, Emil			
109			START
120			[YELLOW LINE]
146	1.784		
173	1:02.757	1	1:00.973
199	1:59.940	2	57.183
222	2:56.945	3	57.005
245	3:52.605	4	55.660
269	4:47.918	5	55.313
294	5:43.135	6	55.217
318	6:38.416	7	55.281
343	7:33.698	8	55.282
355	8:18.861		FINISH
379	8:48.663	9	1:14.965

Seq	Heure Hour	Tour Lap	Temps Time
127 Semi, Valtteri			
109			START
122			[YELLOW LINE]
145	1.755		
174	1:02.684	1	1:00.929
197	1:59.526	2	56.842
220	2:56.302	3	56.776
244	3:52.198	4	55.896
270	4:48.350	5	56.152
299	5:46.775	6	58.425
324	6:43.220	7	56.445
349	7:38.686	8	55.466
355	8:18.861		FINISH
373	8:34.424	9	55.738

Seq	Heure Hour	Tour Lap	Temps Time
138 Ingemann, Nicklas			
109			START
126			[YELLOW LINE]
152	2.038		
172	1:02.234	1	1:00.196
196	1:59.316	2	57.082
218	2:55.921	3	56.605
242	3:51.583	4	55.662
267	4:46.799	5	55.216
292	5:41.853	6	55.054
316	6:37.206	7	55.353
339	7:32.685	8	55.479
355	8:18.861		FINISH
370	8:33.760	9	1:01.075

Seq	Heure Hour	Tour Lap	Temps Time
148 Kuusiniemi, Jussi			
109			START
133			[YELLOW LINE]
153	2.154		
183	1:10.685	1	1:08.531
207	2:07.684	2	56.999
231	3:04.031	3	56.347
256	3:59.908	4	55.877
281	4:55.670	5	55.762
305	5:51.410	6	55.740
329	6:47.142	7	55.732
352	7:42.859	8	55.717
355	8:18.861		FINISH
376	8:38.279	9	55.420



KF3
Manche Qualificative B-E / Qualifying Heat B-E
Historique / Records

Seq	Heure Hour	Tour Lap	Temps Time
149 Beer, Nicolas			
109			START
127	0.890		
161	58.843	1	57.953
185	1:54.003	2	55.160
208	2:49.115	3	55.112
232	3:44.193	4	55.078
257	4:39.218	5	55.025
282	5:34.112	6	54.894
306	6:28.906	7	54.794
330	7:23.923	8	55.017
355	8:18.861		FINISH
356	8:18.720	9	54.797

Seq	Heure Hour	Tour Lap	Temps Time
151 Koch Malja, Gustav			
109			START
116	[YELLOW LINE]		
138	1.311		
176	1:05.788	1	1:04.477
201	2:02.874	2	57.086
226	2:59.346	3	56.472
251	3:54.890	4	55.544
275	4:50.903	5	56.013
298	5:46.554	6	55.651
322	6:41.750	7	55.196
347	7:36.515	8	54.765
355	8:18.861		FINISH
368	8:32.098	9	55.583

Seq	Heure Hour	Tour Lap	Temps Time
152 Van Dijk, Recardo			
109			START
125	[YELLOW LINE]		
148	1.863		
180	1:06.816	1	1:04.953
355	8:18.861		FINISH

Seq	Heure Hour	Tour Lap	Temps Time
155 Braaten, Jonas Wendelborg			
109			START
132	[YELLOW LINE]		
155	2.235		
179	1:06.440	1	1:04.205
202	2:03.128	2	56.688
225	2:59.138	3	56.010
250	3:54.648	4	55.510
278	4:52.835	5	58.187

Seq	Heure Hour	Tour Lap	Temps Time
302	5:49.258	6	56.423
326	6:45.654	7	56.396
351	7:41.818	8	56.164
355	8:18.861		FINISH
375	8:38.127	9	56.309

Seq	Heure Hour	Tour Lap	Temps Time
159 Gulbrandsen, Kenneth Vik			
109			START
113	[YELLOW LINE]		
135	1.060		
165	1:00.087	1	59.027
189	1:56.157	2	56.070
213	2:51.772	3	55.615
237	3:47.547	4	55.775
262	4:42.895	5	55.348
287	5:38.138	6	55.243
312	6:34.686	7	56.548
336	7:30.413	8	55.727
355	8:18.861		FINISH
362	8:26.472	9	56.059

Seq	Heure Hour	Tour Lap	Temps Time
161 Nilsson, Hannes			
109			START
124	[YELLOW LINE]		
150	1.942		
177	1:06.163	1	1:04.221
203	2:03.336	2	57.173
227	2:59.592	3	56.256
252	3:55.184	4	55.592
276	4:51.406	5	56.222
300	5:47.050	6	55.644
323	6:42.617	7	55.567
348	7:37.964	8	55.347
355	8:18.861		FINISH
372	8:34.168	9	56.204

Seq	Heure Hour	Tour Lap	Temps Time
162 Larsen, Kasper			
109			START
118	[YELLOW LINE]		
141	1.400		
168	1:00.781	1	59.381
192	1:57.738	2	56.957
215	2:53.733	3	55.995
239	3:49.406	4	55.673
264	4:44.951	5	55.545
291	5:41.625	6	56.674

Seq	Heure Hour	Tour Lap	Temps Time
315	6:36.792	7	55.167
340	7:32.867	8	56.075
355	8:18.861		FINISH
365	8:28.428	9	55.561

For information purposes.
No official / regulatory value.


KF3
Manche Qualificative C-D / Qualifying Heat C-D
Grille de départ / Starting grid

Départ / Start : 02.05.2010 - 09h15 Fermeture pré grille / Closing of the grid : 09h10 9 Tours/Laps = 11.070 Km

Jalkanen, Mattias	154	- 12 -	150	De Leval, Romain
Godovanyuk, Nikita	157	- 11 -	144	Arifi, Axel
Romanov, Vasily	125	- 10 -	146	Calvi, Melissa
Nikitchenko, Ivan	160	- 9 -	116	Sletten, Sander Joachim
Carpina, Maxime	130	- 8 -	126	Villemi, Hans
Tiihonen, Niklas	131	- 7 -	141	Rudakov, Pavel
Pakari, Mikko	121	- 6 -	140	Di Giacomo, Mathieu
Machunskas, Lukas	158	- 5 -	133	Bedoret, Sébastien
Koch, Davey	156	- 4 -	147	Sylvest, Nicolai
Stupenkov, Egor	145	- 3 -	128	Hansson, Robin L.
Nielsen, Nicklas	166	- 2 -	122	Valtanen, Juho
Hoevenaars, Peter	132	- 1 -	136	Hatakka, Tommi

- Pole -


KF3
Manche Qualificative C-D / Qualifying Heat C-D
Classement / Classification

Clt Rnk	N° No.	Concurrent Entrant	Nat	Pilote Driver	Nat	Chassis / Moteur / Pneus Chassis / Engine / Tyres	Tours Laps	Ecart Gap	Pénalité Penalty	M.Tour B.Lap	Vitesse Speed	Points
1	131	Pirkola Racing	FIN	Tiihonen, Niklas	FIN	Birel / Parilla / Dunlop	9			54.751	80.87	0
2	121	Redstep	FIN	Pakari, Mikko	FIN	Maranello / Maranello / Dunlop	9	+4.206		55.043	80.44	2
3	145	PDB Racing Team	NLD	Stupenkov, Egor	RUS	Gillard / Parilla / Dunlop	9	+5.049		55.070	80.40	3
4	122	Valtanan, Juhani	FIN	Valtanan, Juho	FIN	CRG / Maxter / Dunlop	9	+5.350		54.961	80.56	4
5	158	Daems Racing	BEL	Machunskas, Lukas	NLD	Tony Kart / Vortex / Dunlop	9	+8.016		55.357	79.98	5
6	147	Becher-Madsen Service	DNK	Sylvest, Nicolai	DNK	FA Kart / Vortex / Dunlop	9	+8.205		54.851	80.72	6
7	130	Carpenna, Diego	BEL	Carpenna, Maxime	BEL	CRG / Maxter / Dunlop	9	+9.726		55.472	79.82	7
8	132	Intrepid Driver Program	ITA	Hoevenaars, Peter	BEL	Intrepid / TM / Dunlop	9	+12.476	+13.000	54.710	80.93	8
9	157	Intrepid Driver Program	ITA	Godovanyuk, Nikita	RUS	Intrepid / TM / Dunlop	9	+12.798		55.428	79.88	9
10	136	JTL Racing Oy	FIN	Hatakka, Tommi	FIN	Tony Kart / VKR / Dunlop	9	+13.347		55.465	79.83	10
11	125	GP Racing	ITA	Romanov, Vasiliy	RUS	GP / TM / Dunlop	9	+13.561		55.112	80.34	11
12	160	Team Komarov	RUS	Nikitchenko, Ivan	RUS	Maranello / Maranello / Dunlop	9	+15.753		55.567	79.68	12
13	126	JTL Racing Oy	FIN	Villemi, Hans	EST	Tony Kart / Vortex / Dunlop	9	+16.148		55.290	80.08	13
14	116	Norswed A/S	NOR	Sletten, Sander Joachim	NOR	Tony Kart / Vortex / Dunlop	9	+18.871		55.825	79.31	14
15	140	Di Giacomo, Julio	BEL	Di Giacomo, Mathieu	BEL	Kosmic / Vortex / Dunlop	9	+19.528		55.692	79.50	15
16	141	Team Komarov	RUS	Rudakov, Pavel	RUS	Tony Kart / BMB / Dunlop	9	+20.257		55.353	79.99	16
17	144	EGP Racing	BEL	Arifi, Axel	LUX	Intrepid / TM / Dunlop	9	+20.724		56.147	78.86	17
18	128	Ward Racing	SWE	Hansson, Robin L.	SWE	Tony Kart / Vortex / Dunlop	9	+20.846		56.113	78.91	18
19	146	Calvi, Laurent	LUX	Calvi, Melissa	LUX	CRG / Maxter / Dunlop	9	+21.144		56.163	78.84	19
20	150	De Leval, Philippe	BEL	De Leval, Romain	BEL	Swiss Hutless / TM / Dunlop	9	+25.137	+10.000	55.336	80.02	20
21	154	Italsport/Racing Motor	SWE	Jalkanen, Mattias	SWE	Birel / BMB / Dunlop	3	+6 Laps		58.074	76.24	21
22	166	DR Srl	ITA	Nielsen, Nicklas	DNK	DR / Parilla / Dunlop	2	+7 Laps		57.704	76.73	22
23	133	Meunier, Samantha	BEL	Bedoret, Sébastien	BEL	Kosmic / Vortex / Dunlop	2	+7 Laps		56.453	78.43	23

Meilleur tour / Best lap : 132 Hoevenaars, Peter - 54.710

Exclus / Excluded

156	VF Racing Team	NLD	Koch, Davey	NLD	Tony Kart / Vortex / Dunlop	28
-----	----------------	-----	--------------------	-----	-----------------------------	----

#150 : 10" penalty for overtaking on yellow flag, Art.2.24 of General Prescriptions
#132 : 3" penalty for no respect of starting procedure, Art.29) of KF3 European Championship Prescriptions
#132 : 10" penalty for no respect of the article 2.24 of the General prescriptions, and/or of the code of driving conduct on karting circuits.
#156 : Excluded for no respect of the article 2.24 of the General prescriptions, and/or of the code of driving conduct on karting circuits.

Sous réserve de contrôles technique & sportif / Subject to scrutineering & sporting investigations

Steward #1
Steward #2
Steward #3



KF3

Manche Qualificative C-D / Qualifying Heat C-D

Tour par tour / Lap by lap

Grille / Grid	132	136	166	122	145	128	156	147	158	133	121	140	131	141	130	126	160	116	125	146	157	144	154	150
	1.	2.	3.	4.	5.	6.	7.	8.	9.	10.	11.	12.	13.	14.	15.	16.	17.	18.	19.	20.	21.	22.	23.	24.
Départ / Start	132	166	136	145	122	156	128	158	121	147	131	133	140	130	141	126	160	116	146	144	150	125	157	154
Tour / Lap 1	166	145	132	131	158	156	141	122	128	133	136	126	121	116	130	147	160	154	146	157	125	140	144	150
Tour / Lap 2	145	132	131	166	156	141	128	133	158	122	121	130	136	116	147	126	160	157	154	125	140	150	146	144
Tour / Lap 3	132	131	145	122	121	130	158	136	147	116	141	157	126	125	160	140	154	146	150	144	128			
Tour / Lap 4	132	131	145	122	121	130	158	147	116	157	136	125	160	126	150	140	146	144	128	141				
Tour / Lap 5	132	131	145	122	121	158	130	147	116	157	136	125	160	150	126	140	144	146	128	141				
Tour / Lap 6	132	131	145	122	121	158	147	130	116	157	136	125	160	150	126	144	140	146	128	141				
Tour / Lap 7	132	131	121	145	122	158	147	130	157	136	125	116	150	160	126	144	140	128	141	146				
Tour / Lap 8	132	131	121	145	122	158	147	130	157	136	125	150	160	126	116	140	144	141	128	146				
Tour / Lap 9	132	131	121	145	122	158	147	130	157	136	125	150	160	126	116	140	141	144	128	146				

For information purposes. No official / regulatory value. - Informations sans valeur officielle / réglementaire.



KF3
Manche Qualificative C-D / Qualifying Heat C-D
Historique / Records

Seq	Heure Hour	Tour Lap	Temps Time
-----	---------------	-------------	---------------

116 Sletten, Sander Joachim

105			START
122	[YELLOW LINE]		
146	2.258		
167	1:03.757	1	1:01.499
191	2:00.971	2	57.214
211	3:00.443	3	59.472
231	3:58.180	4	57.737
251	4:54.551	5	56.371
275	5:50.376	6	55.825
299	6:48.106	7	57.730
321	7:45.777	8	57.671
327	8:21.210		FINISH
342	8:43.167	9	57.390

Seq	Heure Hour	Tour Lap	Temps Time
-----	---------------	-------------	---------------

125 Romanov, Vasilij

105			START
134	[YELLOW LINE]		
150	2.579		
174	1:06.324	1	1:03.745
196	2:03.606	2	57.282
215	3:01.237	3	57.631
234	3:59.172	4	57.935
254	4:55.717	5	56.545
278	5:51.137	6	55.420
297	6:47.438	7	56.301
317	7:42.745	8	55.307
327	8:21.210		FINISH
338	8:37.857	9	55.112

Seq	Heure Hour	Tour Lap	Temps Time
-----	---------------	-------------	---------------

130 Carpena, Maxime

105			START
120	[YELLOW LINE]		
142	1.947		
168	1:04.132	1	1:02.185
189	2:00.563	2	56.431
207	2:57.661	3	57.098
228	3:54.019	4	56.358
249	4:50.936	5	56.917
274	5:47.333	6	56.397
294	6:42.976	7	55.643
314	7:38.550	8	55.574
327	8:21.210		FINISH
335	8:34.022	9	55.472

121 Pakari, Mikko

105			START
114	[YELLOW LINE]		
139	1.725		
166	1:03.398	1	1:01.673
188	2:00.282	2	56.884
206	2:57.151	3	56.869
227	3:52.699	4	55.548
247	4:47.903	5	55.204
271	5:42.985	6	55.082
289	6:38.301	7	55.316
309	7:33.459	8	55.158
327	8:21.210		FINISH
330	8:28.502	9	55.043

126 Villemi, Hans

105			START
121	[YELLOW LINE]		
144	2.145		
165	1:03.256	1	1:01.111
193	2:01.330	2	58.074
214	3:01.088	3	59.758
236	4:00.079	4	58.991
257	4:56.999	5	56.920
281	5:53.667	6	56.668
301	6:49.082	7	55.415
320	7:45.154	8	56.072
327	8:21.210		FINISH
341	8:40.444	9	55.290

131 Tiihonen, Niklas

105			START
117	[YELLOW LINE]		
137	1.823		
157	1:00.240	1	58.417
180	1:57.468	2	57.228
203	2:53.248	3	55.780
224	3:48.684	4	55.436
244	4:44.259	5	55.575
268	5:39.773	6	55.514
288	6:34.610	7	54.837
308	7:29.545	8	54.935
327	8:21.210		FINISH
329	8:24.296	9	54.751

122 Valtanen, Juhu

105			START
110	[YELLOW LINE]		
130	1.458		
161	1:01.958	1	1:00.500
187	1:59.925	2	57.967
205	2:56.617	3	56.692
226	3:52.067	4	55.450
246	4:47.314	5	55.247
270	5:42.400	6	55.086
291	6:39.051	7	56.651
311	7:34.685	8	55.634
327	8:21.210		FINISH
332	8:29.646	9	54.961

128 Hansson, Robin L.

105			START
112	[YELLOW LINE]		
132	1.554		
162	1:02.021	1	1:00.467
184	1:58.419	2	56.398
222	3:04.691	3	1:06.272
241	4:02.793	4	58.102
261	4:59.558	5	56.765
285	5:55.671	6	56.113
304	6:52.203	7	56.532
325	7:48.617	8	56.414
327	8:21.210		FINISH
346	8:45.142	9	56.525

132 Hoevenaars, Peter

105			START
106	[YELLOW LINE]		
124	1.275		
156	1:00.076	1	58.801
179	1:57.215	2	57.139
202	2:52.971	3	55.756
223	3:48.441	4	55.470
243	4:43.839	5	55.398
267	5:39.246	6	55.407
287	6:34.325	7	55.079
307	7:29.035	8	54.710
327	8:21.210		FINISH
328	8:23.772	9	54.737



KF3

Manche Qualificative C-D / Qualifying Heat C-D

Historique / Records

Seq	Heure Hour	Tour Lap	Temps Time
133 Bedoret, Sébastien			
105			START
116			[YELLOW LINE]
138	1.898		
163	1:02.622	1	1:00.724
185	1:59.075	2	56.453
327	8:21.210		FINISH

Seq	Heure Hour	Tour Lap	Temps Time
136 Hatakka, Tommi			
105			START
108			[YELLOW LINE]
127	1.385		
164	1:03.165	1	1:01.780
190	2:00.791	2	57.626
209	2:58.924	3	58.133
233	3:58.996	4	1:00.072
253	4:55.244	5	56.248
277	5:50.878	6	55.634
296	6:46.466	7	55.588
316	7:42.178	8	55.712
327	8:21.210		FINISH
337	8:37.643	9	55.465

Seq	Heure Hour	Tour Lap	Temps Time
140 Di Giacomo, Mathieu			
105			START
118			[YELLOW LINE]
140	1.933		
175	1:06.677	1	1:04.744
198	2:04.261	2	57.584
217	3:01.957	3	57.696
238	4:00.766	4	58.809
258	4:58.354	5	57.588
283	5:55.365	6	57.011
303	6:51.542	7	56.177
322	7:48.132	8	56.590
327	8:21.210		FINISH
343	8:43.824	9	55.692

Seq	Heure Hour	Tour Lap	Temps Time
141 Rudakov, Pavel			
105			START
119			[YELLOW LINE]
143	2.061		
160	1:01.643	1	59.582
183	1:58.098	2	56.455
212	3:00.575	3	1:02.477

Seq	Heure Hour	Tour Lap	Temps Time
242	4:03.346	4	1:02.771
262	5:00.785	5	57.439
286	5:56.138	6	55.353
305	6:52.436	7	56.298
324	7:48.470	8	56.034
327	8:21.210		FINISH
344	8:44.553	9	56.083

Seq	Heure Hour	Tour Lap	Temps Time
144 Arifi, Axel			
105			START
128			[YELLOW LINE]
149	2.421		
176	1:07.730	1	1:05.309
201	2:04.977	2	57.247
221	3:03.320	3	58.343
240	4:01.340	4	58.020
259	4:58.630	5	57.290
282	5:55.093	6	56.463
302	6:51.240	7	56.147
323	7:48.312	8	57.072
327	8:21.210		FINISH
345	8:45.020	9	56.708

Seq	Heure Hour	Tour Lap	Temps Time
145 Stupenkov, Egor			
105			START
109			[YELLOW LINE]
129	1.447		
155	59.789	1	58.342
178	1:57.156	2	57.367
204	2:54.511	3	57.355
225	3:50.645	4	56.134
245	4:46.383	5	55.738
269	5:42.097	6	55.714
290	6:38.695	7	56.598
310	7:34.275	8	55.580
327	8:21.210		FINISH
331	8:29.345	9	55.070

Seq	Heure Hour	Tour Lap	Temps Time
146 Calvi, Melissa			
105			START
125			[YELLOW LINE]
148	2.290		
172	1:05.610	1	1:03.320
200	2:04.806	2	59.196
219	3:02.940	3	58.134
239	4:00.975	4	58.035

Seq	Heure Hour	Tour Lap	Temps Time
260	4:58.946	5	57.971
284	5:55.519	6	56.573
306	6:52.877	7	57.358
326	7:49.040	8	56.163
327	8:21.210		FINISH
347	8:45.440	9	56.400

Seq	Heure Hour	Tour Lap	Temps Time
147 Sylvest, Nicolai			
105			START
115			[YELLOW LINE]
136	1.777		
169	1:04.901	1	1:03.124
192	2:01.136	2	56.235
210	2:59.191	3	58.055
230	3:55.031	4	55.840
250	4:51.088	5	56.057
273	5:47.127	6	56.039
293	6:42.384	7	55.257
313	7:37.650	8	55.266
327	8:21.210		FINISH
334	8:32.501	9	54.851

Seq	Heure Hour	Tour Lap	Temps Time
150 De Leval, Romain			
105			START
135			[YELLOW LINE]
151	2.528		
177	1:07.804	1	1:05.276
199	2:04.455	2	56.651
220	3:03.136	3	58.681
237	4:00.210	4	57.074
256	4:56.876	5	56.666
280	5:52.570	6	55.694
298	6:48.126	7	55.556
318	7:44.097	8	55.971
327	8:21.210		FINISH
339	8:39.433	9	55.336

Seq	Heure Hour	Tour Lap	Temps Time
154 Jalkanen, Mattias			
105			START
147			[YELLOW LINE]
153	2.898		
171	1:05.496	1	1:02.598
197	2:03.570	2	58.074
218	3:02.196	3	58.626
327	8:21.210		FINISH



KF3

Manche Qualificative C-D / Qualifying Heat C-D

Historique / Records

Seq	Heure Hour	Tour Lap	Temps Time
156 Koch, Davey			
105			START
111			[YELLOW LINE]
131	1.542		
159	1:01.484	1	59.942
182	1:57.951	2	56.467
327	8:21.210		FINISH

Seq	Heure Hour	Tour Lap	Temps Time
157 Godovanyuk, Nikita			
105			START
141			[YELLOW LINE]
152	2.694		
173	1:06.029	1	1:03.335
195	2:03.086	2	57.057
213	3:00.984	3	57.898
232	3:58.612	4	57.628
252	4:54.764	5	56.152
276	5:50.606	6	55.842
295	6:46.226	7	55.620
315	7:41.654	8	55.428
327	8:21.210		FINISH
336	8:37.094	9	55.440

Seq	Heure Hour	Tour Lap	Temps Time
158 Machunskas, Lukas			
105			START
113			[YELLOW LINE]
133	1.630		
158	1:01.316	1	59.686
186	1:59.533	2	58.217
208	2:57.893	3	58.360
229	3:54.128	4	56.235
248	4:50.599	5	56.471
272	5:46.016	6	55.417
292	6:41.373	7	55.357
312	7:36.893	8	55.520
327	8:21.210		FINISH
333	8:32.312	9	55.419

Seq	Heure Hour	Tour Lap	Temps Time
160 Nikitchenko, Ivan			
105			START
123			[YELLOW LINE]
145	2.229		
170	1:05.225	1	1:02.996
194	2:01.938	2	56.713
216	3:01.434	3	59.496

Seq	Heure Hour	Tour Lap	Temps Time
235	3:59.719	4	58.285
255	4:56.653	5	56.934
279	5:52.331	6	55.678
300	6:48.505	7	56.174
319	7:44.482	8	55.977
327	8:21.210		FINISH
340	8:40.049	9	55.567

Seq	Heure Hour	Tour Lap	Temps Time
166 Nielsen, Nicklas			
105			START
107			[YELLOW LINE]
126	1.356		
154	59.060	1	57.704
181	1:57.800	2	58.740
327	8:21.210		FINISH

For information purposes.
No official / regulatory value.


KF3
Manche Qualificative A-E / Qualifying Heat A-E
Grille de départ / Starting grid

Départ / Start : 02.05.2010 - 09h40 Fermeture pré grille / Closing of the grid : 09h35 9 Tours/Laps = 11.070 Km

Hansen, Andreas Sebastian	101	- 13 -	
Pukema, Pasi	123	- 12 -	134 Kristiansson, Anton
Von Schedvin, Lina	124	- 11 -	155 Braaten, Jonas Wendelborg
Koebolt, Max	108	- 10 -	117 Sundahl, Lukas
Ovaska, Pyry	115	- 9 -	138 Ingemann, Nicklas
Overgaard Pedersen, Mikkel	118	- 8 -	161 Nilsson, Hannes
Sorensen, Christian	119	- 7 -	120 Thill, Olivier
Hanna, Pierre	139	- 6 -	143 Aho, Emil
Van Meever, Maks	153	- 5 -	162 Larsen, Kasper
Sorensen, Lasse	129	- 4 -	151 Koch Malja, Gustav
Oomen, Kim	111	- 3 -	114 Rossel, Kevin
Verstappen, Max	102	- 2 -	159 Gulbrandsen, Kenneth Vik
Mäntylä, Ville	165	- 1 -	103 Olsen, Dennis

- Pole -


KF3
Manche Qualificative A-E / Qualifying Heat A-E
Classement / Classification

Cl Rnk	N° No.	Concurrent Entrant	Nat	Pilote Driver	Nat	Chassis / Moteur / Pneus Chassis / Engine / Tyres	Tours Laps	Ecart Gap	M.Tour B.Lap	Vitesse Speed	Points
1	102	CRG Holland		Verstappen, Max		CRG / Maxter / Dunlop	9		54.534	81.19	0
2	165	Anttila, Teemu		Mäntylä, Ville		Energy / VKR / Dunlop	9	+1.958	55.023	80.47	2
3	129	Sorensen, Ruben L.		Sorensen, Lasse		Zanardi / TM / Dunlop	9	+2.348	54.586	81.11	3
4	119	Italsport/Racing Motor		Sorensen, Christian		Birel / BMB / Dunlop	9	+2.548	54.446	81.32	4
5	159	Adapta AS		Gulbrandsen, Kenneth Vik		Energy / Vortex / Dunlop	9	+2.609	54.988	80.52	5
6	143	Aho, Eero		Aho, Emil		Tony Kart / VKR / Dunlop	9	+2.700	54.567	81.14	6
7	139	Daems Racing		Hanna, Pierre		Tony Kart / Vortex / Dunlop	9	+4.109	54.781	80.83	7
8	115	Redstep		Ovaska, Pyry		Maranello / Maranello / Dunlop	9	+4.397	54.670	80.99	8
9	103	Energy Corse		Olsen, Dennis		Energy / TM / Dunlop	9	+5.051	54.550	81.17	9
10	162	Ichiban Racing		Larsen, Kasper		Haase / Parilla / Dunlop	9	+5.760	54.867	80.70	10
11	101	EGP Racing		Hansen, Andreas Sebastian		Intrepid / TM / Dunlop	9	+5.887	54.229	81.65	11
12	114	Ward Racing		Rossel, Kevin		Tony Kart / Vortex / Dunlop	9	+6.936	54.226	81.65	12
13	118	Maranello Kart DK		Overgaard Pedersen, Mikkel		Lenzokart / TM / Dunlop	9	+7.290	54.702	80.94	13
14	120	Daems Racing		Thill, Olivier		Tony Kart / Vortex / Dunlop	9	+9.925	55.118	80.33	14
15	124	Italsport/Racing Motor		Von Schedvin, Lina		Birel / BMB / Dunlop	9	+12.675	55.268	80.11	15
16	123	Tapojärvi Oy		Pukema, Pasi		PCR / VKR / Dunlop	9	+13.969	55.406	79.91	16
17	151	Ward Racing		Koch Malja, Gustav		Tony Kart / Vortex / Dunlop	9	+14.783	54.873	80.69	17
18	155	GA co Racing		Braaten, Jonas Wendelborg		FA Kart / Vortex / Dunlop	9	+18.011	54.936	80.60	18
19	117	PDB Racing Team		Sundahl, Lukas		Gillard / Parilla / Dunlop	9	+18.079	55.202	80.21	19
20	153	Maddox		Van Meever, Maks		Maddox / Parilla / Dunlop	9	+18.287	55.400	79.92	20
21	108	PDB Racing Team		Koebolt, Max		Maddox / Maxter / Dunlop	9	+19.006	55.382	79.95	21
22	134	Malm Racing		Kristiansson, Anton		MS Kart / TM / Dunlop	9	+23.286	55.987	79.08	22
23	111	Keijzer Racing		Oomen, Kim		Zanardi / Maxter / Dunlop	8	+1 Lap	55.469	79.82	23
24	138	Ingemann Racing		Ingemann, Nicklas		Kosmic / Vortex / Dunlop	2	+7 Laps	58.398	75.82	24
25	161	Ward Racing		Nilsson, Hannes		Tony Kart / Vortex / Dunlop	1	+8 Laps	1:17.710	56.98	25

Meilleur tour / Best lap : 114 Rossel, Kevin - 54.226

Sous réserve de contrôles technique & sportif / Subject to scrutineering & sporting investigations

Timekeeper



Clerk of the course




KF3
Manche Qualificative A-E / Qualifying Heat A-E
Tour par tour / Lap by lap

Grille / Grid	165	103	102	159	111	114	129	151	153	162	139	143	119	120	118	161	115	138	108	117	124	155	123	134	101
	1.	2.	3.	4.	5.	6.	7.	8.	9.	10.	11.	12.	13.	14.	15.	16.	17.	18.	19.	20.	21.	22.	23.	24.	25.
Départ / Start	103	165	102	159	111	114	129	151	153	162	139	143	120	119	161	118	138	117	155	108	115	134	124	123	101
Tour / Lap 1	165	102	159	103	143	119	129	120	139	162	118	115	108	124	101	123	111	151	138	153	114	117	155	134	161
Tour / Lap 2	165	102	159	143	119	139	129	162	115	120	103	124	118	123	108	101	111	151	138	114	153	117	155	134	
Tour / Lap 3	165	102	159	143	119	139	129	162	115	103	120	124	118	101	123	114	151	153	117	155	108	134	111		
Tour / Lap 4	165	102	159	143	119	129	139	162	115	103	118	120	101	124	114	123	151	117	153	155	108	134	111		
Tour / Lap 5	102	165	159	129	119	143	139	162	115	103	118	101	120	114	124	123	151	117	153	155	108	134	111		
Tour / Lap 6	102	165	159	129	119	143	139	162	115	103	118	101	120	114	124	123	151	117	153	155	108	134	111		
Tour / Lap 7	102	165	159	129	119	143	139	115	162	103	118	101	114	120	124	123	151	117	155	153	108	134	111		
Tour / Lap 8	102	165	159	129	119	143	139	115	103	162	101	118	114	120	124	123	151	155	117	153	108	134	111		
Tour / Lap 9	102	165	129	119	159	143	139	115	103	162	101	114	118	120	124	123	151	155	117	153	108	134			

For information purposes. No official / regulatory value. - Informations sans valeur officielle / réglementaire.



KF3

Manche Qualificative A-E / Qualifying Heat A-E

Historique / Records

Seq	Heure Hour	Tour Lap	Temps Time
-----	---------------	-------------	---------------

101 Hansen, Andreas Sebastian

109			START
144			[YELLOW LINE]
158	3.180		
173	1:03.089	1	59.909
199	2:02.937	2	59.848
221	2:59.067	3	56.130
243	3:54.171	4	55.104
265	4:49.072	5	54.901
288	5:43.449	6	54.377
310	6:38.105	7	54.656
332	7:32.550	8	54.445
345	8:18.187		FINISH
356	8:26.779	9	54.229

Seq	Heure Hour	Tour Lap	Temps Time
-----	---------------	-------------	---------------

108 Koebolt, Max

109			START
127			[YELLOW LINE]
151	2.559		
171	1:02.616	1	1:00.057
198	2:02.875	2	1:00.259
228	3:06.052	3	1:03.177
251	4:02.301	4	56.249
274	4:58.052	5	55.751
297	5:53.618	6	55.566
320	6:49.019	7	55.401
343	7:44.516	8	55.497
345	8:18.187		FINISH
367	8:39.898	9	55.382

Seq	Heure Hour	Tour Lap	Temps Time
-----	---------------	-------------	---------------

115 Ovaska, Pyry

109			START
129			[YELLOW LINE]
154	2.668		
170	1:02.259	1	59.591
192	2:00.488	2	58.229
216	2:55.701	3	55.213
239	3:50.830	4	55.129
262	4:45.931	5	55.101
285	5:40.945	6	55.014
306	6:35.927	7	54.982
329	7:30.597	8	54.670
345	8:18.187		FINISH
353	8:25.289	9	54.692

102 Verstappen, Max

109			START
111			[YELLOW LINE]
132	1.524		
160	59.786	1	58.262
185	1:55.615	2	55.829
209	2:51.268	3	55.653
232	3:46.739	4	55.471
254	4:41.947	5	55.208
277	5:36.951	6	55.004
299	6:31.720	7	54.769
322	7:26.358	8	54.638
345	8:18.187		FINISH
346	8:20.892	9	54.534

111 Oomen, Kim

109			START
114			[YELLOW LINE]
135	1.666		
175	1:04.176	1	1:02.510
200	2:03.216	2	59.040
230	3:08.720	3	1:05.504
253	4:04.846	4	56.126
276	5:00.386	5	55.540
315	6:44.734	6	1:44.348
342	7:43.987	7	59.253
345	8:18.187		FINISH
366	8:39.456	8	55.469

117 Sundahl, Lukas

109			START
126			[YELLOW LINE]
153	2.547		
180	1:08.260	1	1:05.713
205	2:04.229	2	55.969
226	3:02.841	3	58.612
248	3:58.450	4	55.609
271	4:53.652	5	55.202
294	5:50.386	6	56.734
317	6:46.000	7	55.614
340	7:43.133	8	57.133
345	8:18.187		FINISH
364	8:38.971	9	55.838

103 Olsen, Dennis

109			START
110			[YELLOW LINE]
130	1.378		
162	1:01.225	1	59.847
194	2:01.066	2	59.841
217	2:56.996	3	55.930
240	3:52.060	4	55.064
263	4:46.760	5	54.700
286	5:41.335	6	54.575
308	6:36.293	7	54.958
330	7:31.393	8	55.100
345	8:18.187		FINISH
354	8:25.943	9	54.550

114 Rossel, Kevin

109			START
113			[YELLOW LINE]
137	1.681		
179	1:07.278	1	1:05.597
203	2:03.584	2	56.306
223	3:00.318	3	56.734
245	3:55.600	4	55.282
267	4:50.545	5	54.945
290	5:44.771	6	54.226
311	6:39.264	7	54.493
334	7:33.550	8	54.286
345	8:18.187		FINISH
357	8:27.828	9	54.278

118 Overgaard Pedersen, Mikkel

109			START
125			[YELLOW LINE]
149	2.423		
169	1:01.946	1	59.523
196	2:01.784	2	59.838
220	2:57.573	3	55.789
241	3:53.355	4	55.782
264	4:48.309	5	54.954
287	5:43.311	6	55.002
309	6:38.013	7	54.702
333	7:33.155	8	55.142
345	8:18.187		FINISH
358	8:28.182	9	55.027



KF3
Manche Qualificative A-E / Qualifying Heat A-E
Historique / Records

Seq	Heure Hour	Tour Lap	Temps Time
119 Sorensen, Christian			
109			START
122	[YELLOW LINE]		
147	2.312		
164	1:01.316	1	59.004
188	1:57.876	2	56.560
212	2:53.182	3	55.306
235	3:48.528	4	55.346
258	4:44.314	5	55.786
281	5:39.125	6	54.811
303	6:33.571	7	54.446
326	7:28.210	8	54.639
345	8:18.187		FINISH
350	8:23.440	9	55.230

Seq	Heure Hour	Tour Lap	Temps Time
120 Thill, Olivier			
109			START
121	[YELLOW LINE]		
145	2.214		
166	1:01.709	1	59.495
193	2:00.798	2	59.089
218	2:57.304	3	56.506
242	3:53.745	4	56.441
266	4:49.434	5	55.689
289	5:44.552	6	55.118
312	6:39.945	7	55.393
335	7:35.328	8	55.383
345	8:18.187		FINISH
359	8:30.817	9	55.489

Seq	Heure Hour	Tour Lap	Temps Time
123 Pukema, Pasi			
109			START
139	[YELLOW LINE]		
157	2.938		
174	1:03.857	1	1:00.919
197	2:02.670	2	58.813
222	2:59.697	3	57.027
246	3:56.201	4	56.504
269	4:52.162	5	55.961
292	5:47.721	6	55.559
314	6:44.010	7	56.289
337	7:39.416	8	55.406
345	8:18.187		FINISH
361	8:34.861	9	55.445

Seq	Heure Hour	Tour Lap	Temps Time
124 Von Schedvin, Lina			
109			START
134	[YELLOW LINE]		
156	2.811		
172	1:02.791	1	59.980
195	2:01.236	2	58.445
219	2:57.442	3	56.206
244	3:54.511	4	57.069
268	4:51.140	5	56.629
291	5:46.865	6	55.725
313	6:42.856	7	55.991
336	7:38.299	8	55.443
345	8:18.187		FINISH
360	8:33.567	9	55.268

Seq	Heure Hour	Tour Lap	Temps Time
129 Sorensen, Lasse			
109			START
117	[YELLOW LINE]		
138	1.792		
165	1:01.406	1	59.614
190	1:58.628	2	57.222
214	2:53.758	3	55.130
236	3:48.648	4	54.890
257	4:44.150	5	55.502
280	5:38.738	6	54.588
302	6:33.324	7	54.586
325	7:28.059	8	54.735
345	8:18.187		FINISH
348	8:23.240	9	55.181

Seq	Heure Hour	Tour Lap	Temps Time
134 Kristiansson, Anton			
109			START
133	[YELLOW LINE]		
155	2.785		
182	1:12.742	1	1:09.957
207	2:09.035	2	56.293
229	3:06.469	3	57.434
252	4:03.394	4	56.925
275	4:59.673	5	56.279
298	5:56.102	6	56.429
321	6:52.130	7	56.028
344	7:48.117	8	55.987
345	8:18.187		FINISH
368	8:44.178	9	56.061

Seq	Heure Hour	Tour Lap	Temps Time
138 Ingemann, Nicklas			
109			START
124	[YELLOW LINE]		
150	2.436		
177	1:05.110	1	1:02.674
202	2:03.508	2	58.398
345	8:18.187		FINISH

Seq	Heure Hour	Tour Lap	Temps Time
139 Hanna, Pierre			
109			START
120	[YELLOW LINE]		
143	2.060		
167	1:01.761	1	59.701
189	1:58.200	2	56.439
213	2:53.656	3	55.456
237	3:49.695	4	56.039
260	4:44.933	5	55.238
283	5:39.870	6	54.937
305	6:34.651	7	54.781
328	7:29.816	8	55.165
345	8:18.187		FINISH
352	8:25.001	9	55.185

Seq	Heure Hour	Tour Lap	Temps Time
143 Aho, Emil			
109			START
119	[YELLOW LINE]		
146	2.077		
163	1:01.253	1	59.176
187	1:57.700	2	56.447
211	2:53.061	3	55.361
234	3:48.479	4	55.418
259	4:44.549	5	56.070
282	5:39.401	6	54.852
304	6:33.989	7	54.588
327	7:28.556	8	54.567
345	8:18.187		FINISH
351	8:23.592	9	55.036

Seq	Heure Hour	Tour Lap	Temps Time
151 Koch Malja, Gustav			
109			START
116	[YELLOW LINE]		
140	1.817		
176	1:04.807	1	1:02.990
201	2:03.423	2	58.616
224	3:01.781	3	58.358



KF3

Manche Qualificative A-E / Qualifying Heat A-E

Historique / Records

Seq	Heure Hour	Tour Lap	Temps Time
247	3:57.633	4	55.852
270	4:52.996	5	55.363
293	5:50.275	6	57.279
316	6:45.789	7	55.514
338	7:40.802	8	55.013
345	8:18.187	FINISH	
362	8:35.675	9	54.873

Seq	Heure Hour	Tour Lap	Temps Time
256	4:42.594	5	55.622
279	5:37.937	6	55.343
301	6:32.925	7	54.988
324	7:27.922	8	54.997
345	8:18.187	FINISH	
349	8:23.501	9	55.579

153 Van Meever, Maks

109		START	
118	[YELLOW LINE]		
141	1.915		
178	1:06.696	1	1:04.781
204	2:03.742	2	57.046
225	3:02.788	3	59.046
249	3:59.252	4	56.464
272	4:55.145	5	55.893
295	5:50.545	6	55.400
319	6:47.500	7	56.955
341	7:43.308	8	55.808
345	8:18.187	FINISH	
365	8:39.179	9	55.871

161 Nilsson, Hannes

109		START	
123	[YELLOW LINE]		
148	2.339		
183	1:20.049	1	1:17.710
345	8:18.187	FINISH	

162 Larsen, Kasper

109		START	
115	[YELLOW LINE]		
142	1.940		
168	1:01.830	1	59.890
191	1:59.169	2	57.339
215	2:54.780	3	55.611
238	3:50.170	4	55.390
261	4:45.648	5	55.478
284	5:40.753	6	55.105
307	6:36.060	7	55.307
331	7:31.785	8	55.725
345	8:18.187	FINISH	
355	8:26.652	9	54.867

155 Braaten, Jonas Wendelborg

109		START	
128	[YELLOW LINE]		
152	2.553		
181	1:12.095	1	1:09.542
206	2:07.900	2	55.805
227	3:04.842	3	56.942
250	4:00.523	4	55.681
273	4:56.055	5	55.532
296	5:50.991	6	54.936
318	6:46.754	7	55.763
339	7:43.007	8	56.253
345	8:18.187	FINISH	
363	8:38.903	9	55.896

165 Mäntylä, Ville

109		START	
131	1.405		
159	59.544	1	58.139
184	1:55.364	2	55.820
208	2:50.902	3	55.538
231	3:46.614	4	55.712
255	4:42.474	5	55.860
278	5:37.651	6	55.177
300	6:32.738	7	55.087
323	7:27.761	8	55.023
345	8:18.187	FINISH	
347	8:22.850	9	55.089

159 Gulbrandsen, Kenneth Vik

109		START	
112	[YELLOW LINE]		
136	1.534		
161	59.999	1	58.465
186	1:55.903	2	55.904
210	2:51.422	3	55.519
233	3:46.972	4	55.550

For information purposes.
No official / regulatory value.


KF3
Manche Qualificative B-C / Qualifying Heat B-C
Grille de départ / Starting grid

Départ / Start : 02.05.2010 - 10h30 Fermeture pré grille / Closing of the grid : 10h25 9 Tours/Laps = 11.070 Km

Nylund, Niclas	110	- 13 -	
Shamalov, Danil	137	- 12 -	154 Jalkanen, Mattias
Kuusiniemi, Jussi	148	- 11 -	157 Godovanyuk, Nikita
Muhonen, Simo	107	- 10 -	125 Romanov, Vasiliy
Van Dijk, Recardo	152	- 9 -	160 Nikitchenko, Ivan
Semi, Valtteri	127	- 8 -	130 Carpena, Maxime
Ryzhkov, Maxim	142	- 7 -	131 Tiihonen, Niklas
Mirguet, Simon	109	- 6 -	121 Pakari, Mikko
Pereira, Dylan	112	- 5 -	158 Machunskas, Lukas
Mortensen, Martin Henchel	106	- 4 -	156 Koch, Davey
Orudshev, Egor	104	- 3 -	145 Stupenkov, Egor
Flygenring, Jannick	105	- 2 -	166 Nielsen, Nicklas
Beer, Nicolas	149	- 1 -	132 Hoevenaars, Peter

- Pole -



KF3

Manche Qualificative B-C / Qualifying Heat B-C

Classement / Classification

Cl Rnk	N° No.	Concurrent Entrant	Nat	Pilote Driver	Nat	Chassis / Moteur / Pneus Chassis / Engine / Tyres	Tours Laps	Ecart Gap	M.Tour B.Lap	Vitesse Speed	Points
1	104	Intrepid Driver Program	ITA	Orudshev, Egor	RUS	Intrepid / TM / Dunlop	9		54.992	80.52	0
2	149	Becher-Madsen Service	DNK	Beer, Nicolas	DNK	FA Kart / Vortex / Dunlop	9	+0.397	55.123	80.32	2
3	132	Intrepid Driver Program	ITA	Hoevenaars, Peter	NLD	Intrepid / TM / Dunlop	9	+0.580	55.092	80.37	3
4	121	Redstep	FIN	Pakari, Mikko	FIN	Maranello / Maranello / Dunlop	9	+0.962	55.018	80.48	4
5	156	VF Racing Team	NLD	Koch, Davey	NLD	Tony Kart / Vortex / Dunlop	9	+3.384	54.907	80.64	5
6	106	Dam Racing	DNK	Mortensen, Martin Henchel	DNK	Sodi / Parilla / Dunlop	9	+4.279	55.013	80.49	6
7	166	DR Srl	ITA	Nielsen, Nicklas	DNK	DR / Parilla / Dunlop	9	+6.184	55.340	80.01	7
8	105	Ichiban Racing	DNK	Flygenring, Jannick	DNK	Haase / Parilla / Dunlop	9	+8.486	55.061	80.41	8
9	112	EGP Racing	BEL	Pereira, Dylan	LUX	Intrepid / TM / Dunlop	9	+10.083	55.729	79.45	9
10	158	Daems Racing	BEL	Machunskas, Lukas	NLD	Tony Kart / Vortex / Dunlop	9	+10.342	55.189	80.23	10
11	142	Team Komarov	RUS	Ryzhkov, Maxim	RUS	Maranello / Maranello / Dunlop	9	+12.112	55.420	79.89	11
12	131	Pirkola Racing	FIN	Tiihonen, Niklas	FIN	Birel / Parilla / Dunlop	9	+12.705	54.987	80.52	12
13	130	Carpena, Diego	BEL	Carpena, Maxime	BEL	CRG / Maxter / Dunlop	9	+14.123	55.948	79.14	13
14	127	Semi Karting Oy	FIN	Semi, Valtteri	FIN	CRG / Maxter / Dunlop	9	+14.287	55.845	79.29	14
15	109	Mirguet, Dominique	BEL	Mirguet, Simon	BEL	DR / Parilla / Dunlop	9	+17.132	56.044	79.00	15
16	110	Redstep	FIN	Nylund, Niclas	FIN	Maranello / VKR / Dunlop	9	+18.298	56.212	78.77	16
17	148	Kohtala Sports	FIN	Kuusiniemi, Jussi	FIN	Haase / VKR / Dunlop	9	+21.580	56.450	78.44	17
18	152	PDB Racing Team	NLD	Van Dijk, Recardo	NLD	Gillard / Maxter / Dunlop	9	+21.792	56.563	78.28	18
19	137	Intrepid Driver Program	ITA	Shamalov, Danil	RUS	Intrepid / TM / Dunlop	9	+22.133	56.644	78.17	19
20	154	Italsport/Racing Motor	SWE	Jalkanen, Mattias	SWE	Birel / BMB / Dunlop	9	+22.715	56.175	78.82	20
21	107	PTN Racing	FIN	Muhonen, Simo	FIN	Birel / VKR / Dunlop	9	+23.089	55.899	79.21	21
22	157	Intrepid Driver Program	ITA	Godovanyuk, Nikita	RUS	Intrepid / TM / Dunlop	9	+23.485	56.036	79.02	22
23	125	GP Racing	ITA	Romanov, Vasiliy	RUS	GP / TM / Dunlop	9	+23.636	55.615	79.61	23
24	160	Team Komarov	RUS	Nikitchenko, Ivan	RUS	Maranello / Maranello / Dunlop	9	+30.216	56.364	78.56	24
25	145	PDB Racing Team	NLD	Stupenkov, Egor	RUS	Gillard / Parilla / Dunlop	9	+38.009	56.076	78.96	25

Meilleur tour / Best lap : 156 Koch, Davey - 54.907

Sous réserve de contrôles technique & sportif / Subject to scrutineering & sporting investigations

Timekeeper



Clerk of the course




KF3
Manche Qualificative B-C / Qualifying Heat B-C
Tour par tour / Lap by lap

Grille / Grid	149	132	105	166	104	145	106	156	112	158	109	121	142	131	127	130	152	160	107	125	148	157	137	154	110
	1.	2.	3.	4.	5.	6.	7.	8.	9.	10.	11.	12.	13.	14.	15.	16.	17.	18.	19.	20.	21.	22.	23.	24.	25.
Départ / Start	149	105	132	104	166	145	106	156	112	158	109	121	142	127	131	152	130	107	160	148	125	137	157	154	110
Tour / Lap 1	105	104	149	132	166	121	156	106	130	112	142	160	131	127	145	109	157	158	107	152	137	125	110	148	154
Tour / Lap 2	104	149	132	105	121	156	166	106	130	112	131	127	160	142	157	158	145	109	137	125	110	107	152	148	154
Tour / Lap 3	104	149	132	121	156	166	106	105	131	112	130	160	127	142	158	157	145	109	125	110	148	137	152	154	107
Tour / Lap 4	104	132	149	121	156	106	166	105	131	112	130	160	158	142	127	109	125	110	148	152	137	154	157	107	145
Tour / Lap 5	104	132	149	121	156	106	166	112	130	105	131	158	142	127	160	110	125	109	152	148	137	154	157	107	145
Tour / Lap 6	104	132	149	121	156	106	166	112	105	130	131	158	142	127	110	160	109	152	148	137	154	157	107	125	145
Tour / Lap 7	104	149	132	121	156	106	166	112	105	158	131	142	130	127	110	109	160	152	148	137	154	157	107	125	145
Tour / Lap 8	104	149	132	121	156	106	166	105	112	158	142	131	130	127	109	110	152	148	137	154	157	107	125	160	145
Tour / Lap 9	104	149	132	121	156	106	166	105	112	158	142	131	130	127	109	110	148	152	137	154	107	157	125	160	145

For information purposes. No official / regulatory value. - Informations sans valeur officielle / réglementaire.



KF3
Manche Qualificative B-C / Qualifying Heat B-C
Historique / Records

Seq	Heure Hour	Tour Lap	Temps Time
-----	---------------	-------------	---------------

104 Orudshev, Egor

Seq	Heure Hour	Tour Lap	Temps Time
108			START
113			[YELLOW LINE]
124	1.351		
160	58.970	1	57.619
189	1:55.064	2	56.094
218	2:50.792	3	55.728
243	3:46.267	4	55.475
268	4:41.792	5	55.525
293	5:37.222	6	55.430
318	6:32.731	7	55.509
343	7:27.723	8	54.992
368	8:20.236		FINISH
369	8:23.090	9	55.367

Seq	Heure Hour	Tour Lap	Temps Time
-----	---------------	-------------	---------------

107 Muhonen, Simo

Seq	Heure Hour	Tour Lap	Temps Time
108			START
129			[YELLOW LINE]
148	2.364		
177	1:04.997	1	1:02.633
210	2:04.069	2	59.072
242	3:06.022	3	1:01.953
266	4:03.438	4	57.416
291	5:00.528	5	57.090
315	5:57.841	6	57.313
340	6:54.348	7	56.507
364	7:50.247	8	55.899
368	8:20.236		FINISH
389	8:46.179	9	55.932

Seq	Heure Hour	Tour Lap	Temps Time
-----	---------------	-------------	---------------

112 Pereira, Dylan

Seq	Heure Hour	Tour Lap	Temps Time
108			START
117			[YELLOW LINE]
135	1.659		
168	1:01.570	1	59.911
198	1:58.077	2	56.507
227	2:55.958	3	57.881
252	3:52.850	4	56.892
275	4:49.429	5	56.579
300	5:45.158	6	55.729
325	6:41.258	7	56.100
351	7:37.313	8	56.055
368	8:20.236		FINISH
377	8:33.173	9	55.860

105 Flygenring, Jannick

Seq	Heure Hour	Tour Lap	Temps Time
108			START
110			[YELLOW LINE]
122	1.262		
159	58.554	1	57.292
192	1:56.633	2	58.079
225	2:55.373	3	58.740
250	3:52.534	4	57.161
277	4:50.272	5	57.738
301	5:45.892	6	55.620
326	6:41.446	7	55.554
350	7:36.515	8	55.069
368	8:20.236		FINISH
376	8:31.576	9	55.061

109 Mirquet, Simon

Seq	Heure Hour	Tour Lap	Temps Time
108			START
119			[YELLOW LINE]
138	1.779		
174	1:04.623	1	1:02.844
206	2:02.931	2	58.308
235	2:59.887	3	56.956
258	3:56.931	4	57.044
285	4:54.571	5	57.640
309	5:51.163	6	56.592
333	6:48.115	7	56.952
357	7:44.159	8	56.044
368	8:20.236		FINISH
383	8:40.222	9	56.063

121 Pakari, Mikko

Seq	Heure Hour	Tour Lap	Temps Time
108			START
125			[YELLOW LINE]
144	1.921		
164	1:00.727	1	58.806
193	1:57.073	2	56.346
221	2:52.504	3	55.431
246	3:47.939	4	55.435
271	4:43.342	5	55.403
296	5:38.635	6	55.293
321	6:33.895	7	55.260
346	7:29.034	8	55.139
368	8:20.236		FINISH
372	8:24.052	9	55.018

106 Mortensen, Martin Henchel

Seq	Heure Hour	Tour Lap	Temps Time
108			START
115			[YELLOW LINE]
133	1.521		
165	1:00.865	1	59.344
196	1:57.295	2	56.430
224	2:55.049	3	57.754
248	3:50.794	4	55.745
273	4:46.141	5	55.347
298	5:41.544	6	55.403
323	6:37.154	7	55.610
348	7:32.356	8	55.202
368	8:20.236		FINISH
374	8:27.369	9	55.013

110 Nylund, Niclas

Seq	Heure Hour	Tour Lap	Temps Time
108			START
152			[YELLOW LINE]
158	3.317		
181	1:05.801	1	1:02.484
209	2:03.854	2	58.053
237	3:00.221	3	56.367
260	3:57.498	4	57.277
283	4:53.710	5	56.212
307	5:50.897	6	57.187
332	6:47.922	7	57.025
358	7:44.450	8	56.528
368	8:20.236		FINISH
384	8:41.388	9	56.938

125 Romanov, Vasiliy

Seq	Heure Hour	Tour Lap	Temps Time
108			START
139			[YELLOW LINE]
153	2.604		
180	1:05.392	1	1:02.788
208	2:03.494	2	58.102
236	2:59.970	3	56.476
259	3:57.128	4	57.158
284	4:54.463	5	57.335
316	5:58.929	6	1:04.466
341	6:55.061	7	56.132
365	7:50.676	8	55.615
368	8:20.236		FINISH
391	8:46.726	9	56.050



KF3

Manche Qualificative B-C / Qualifying Heat B-C

Historique / Records

Seq	Heure Hour	Tour Lap	Temps Time
127 Semi, Valtteri			
108			START
128	[YELLOW LINE]		
145	2.080		
172	1:03.565	1	1:01.485
200	2:00.815	2	57.250
230	2:58.506	3	57.691
257	3:55.880	4	57.374
281	4:52.838	5	56.958
306	5:49.185	6	56.347
331	6:45.269	7	56.084
356	7:41.532	8	56.263
368	8:20.236		FINISH
382	8:37.377	9	55.845

Seq	Heure Hour	Tour Lap	Temps Time
132 Hoevenaars, Peter			
108			START
111	[YELLOW LINE]		
132	1.277		
162	59.750	1	58.473
191	1:56.316	2	56.566
220	2:51.529	3	55.213
244	3:46.801	4	55.272
269	4:42.086	5	55.285
294	5:37.600	6	55.514
320	6:33.480	7	55.880
345	7:28.578	8	55.098
368	8:20.236		FINISH
371	8:23.670	9	55.092

Seq	Heure Hour	Tour Lap	Temps Time
145 Stupenkov, Egor			
108			START
114	[YELLOW LINE]		
134	1.518		
173	1:04.542	1	1:03.024
205	2:02.280	2	57.738
234	2:59.834	3	57.554
267	4:18.978	4	1:19.144
292	5:15.736	5	56.758
317	6:12.332	6	56.596
342	7:08.786	7	56.454
367	8:05.023	8	56.237
368	8:20.236		FINISH
393	9:01.099	9	56.076

Seq	Heure Hour	Tour Lap	Temps Time
130 Carpena, Maxime			
108			START
126	[YELLOW LINE]		
149	2.285		
167	1:01.330	1	59.045
197	1:57.659	2	56.329
228	2:56.275	3	58.616
253	3:53.121	4	56.846
276	4:49.974	5	56.853
302	5:46.273	6	56.299
330	6:45.046	7	58.773
355	7:41.265	8	56.219
368	8:20.236		FINISH
381	8:37.213	9	55.948

Seq	Heure Hour	Tour Lap	Temps Time
137 Shamalov, Danil			
108			START
142	[YELLOW LINE]		
155	2.749		
179	1:05.172	1	1:02.423
207	2:03.216	2	58.044
239	3:01.632	3	58.416
263	3:59.438	4	57.806
288	4:56.441	5	57.003
312	5:53.661	6	57.220
337	6:50.502	7	56.841
361	7:48.579	8	58.077
368	8:20.236		FINISH
387	8:45.223	9	56.644

Seq	Heure Hour	Tour Lap	Temps Time
148 Kuusiniemi, Jussi			
108			START
140	[YELLOW LINE]		
154	2.589		
182	1:06.426	1	1:03.837
212	2:04.246	2	57.820
238	3:01.326	3	57.080
261	3:58.321	4	56.995
287	4:55.250	5	56.929
311	5:52.831	6	57.581
336	6:50.232	7	57.401
360	7:48.220	8	57.988
368	8:20.236		FINISH
385	8:44.670	9	56.450

Seq	Heure Hour	Tour Lap	Temps Time
131 Tiihonen, Niklas			
108			START
121	[YELLOW LINE]		
146	2.123		
170	1:03.173	1	1:01.050
199	1:59.589	2	56.416
226	2:55.708	3	56.119
251	3:52.599	4	56.891
278	4:50.644	5	58.045
303	5:46.401	6	55.757
328	6:43.504	7	57.103
354	7:40.808	8	57.304
368	8:20.236		FINISH
380	8:35.795	9	54.987

Seq	Heure Hour	Tour Lap	Temps Time
142 Ryzhkov, Maxim			
108			START
120	[YELLOW LINE]		
143	1.926		
169	1:03.004	1	1:01.078
202	2:01.510	2	58.506
231	2:58.590	3	57.080
256	3:55.034	4	56.444
280	4:51.535	5	56.501
305	5:47.333	6	55.798
329	6:43.652	7	56.319
353	7:39.782	8	56.130
368	8:20.236		FINISH
379	8:35.202	9	55.420

Seq	Heure Hour	Tour Lap	Temps Time
149 Beer, Nicolas			
108			START
109	[YELLOW LINE]		
123	1.161		
161	59.212	1	58.051
190	1:55.680	2	56.468
219	2:51.222	3	55.542
245	3:46.951	4	55.729
270	4:42.484	5	55.533
295	5:37.753	6	55.269
319	6:33.231	7	55.478
344	7:28.354	8	55.123
368	8:20.236		FINISH
370	8:23.487	9	55.133



KF3
Manche Qualificative B-C / Qualifying Heat B-C
Historique / Records

Seq	Heure Hour	Tour Lap	Temps Time
152 Van Dijk, Recardo			
108			START
127			[YELLOW LINE]
147	2.259		
178	1:05.089	1	1:02.830
211	2:04.140	2	59.051
240	3:01.801	3	57.661
262	3:58.364	4	56.563
286	4:54.999	5	56.635
310	5:52.383	6	57.384
335	6:50.049	7	57.666
359	7:47.339	8	57.290
368	8:20.236		FINISH
386	8:44.882	9	57.543

Seq	Heure Hour	Tour Lap	Temps Time
157 Godovanyuk, Nikita			
108			START
141			[YELLOW LINE]
156	2.755		
175	1:04.715	1	1:01.960
203	2:01.750	2	57.035
233	2:59.699	3	57.949
265	4:01.712	4	1:02.013
290	5:00.260	5	58.548
314	5:57.222	6	56.962
339	6:53.418	7	56.196
363	7:49.454	8	56.036
368	8:20.236		FINISH
390	8:46.575	9	57.121

Seq	Heure Hour	Tour Lap	Temps Time
166 Nielsen, Nicklas			
108			START
112			[YELLOW LINE]
131	1.379		
163	1:00.183	1	58.804
195	1:57.246	2	57.063
223	2:54.732	3	57.486
249	3:51.196	4	56.464
274	4:47.041	5	55.845
299	5:42.842	6	55.801
324	6:38.452	7	55.610
349	7:33.792	8	55.340
368	8:20.236		FINISH
375	8:29.274	9	55.482

For information purposes.
No official / regulatory value.

Seq	Heure Hour	Tour Lap	Temps Time
154 Jalkanen, Mattias			
108			START
151			[YELLOW LINE]
157	3.025		
183	1:06.557	1	1:03.532
213	2:04.350	2	57.793
241	3:02.985	3	58.635
264	3:59.651	4	56.666
289	4:59.206	5	59.555
313	5:55.953	6	56.747
338	6:52.128	7	56.175
362	7:48.831	8	56.703
368	8:20.236		FINISH
388	8:45.805	9	56.974

Seq	Heure Hour	Tour Lap	Temps Time
158 Machunskas, Lukas			
108			START
118			[YELLOW LINE]
137	1.710		
176	1:04.875	1	1:03.165
204	2:02.047	2	57.172
232	2:58.866	3	56.819
255	3:54.869	4	56.003
279	4:51.350	5	56.481
304	5:47.108	6	55.758
327	6:42.848	7	55.740
352	7:38.243	8	55.395
368	8:20.236		FINISH
378	8:33.432	9	55.189

Seq	Heure Hour	Tour Lap	Temps Time
156 Koch, Davey			
108			START
116			[YELLOW LINE]
136	1.638		
166	1:00.847	1	59.209
194	1:57.232	2	56.385
222	2:54.240	3	57.008
247	3:50.248	4	56.008
272	4:45.907	5	55.659
297	5:41.224	6	55.317
322	6:36.435	7	55.211
347	7:31.342	8	54.907
368	8:20.236		FINISH
373	8:26.474	9	55.132

Seq	Heure Hour	Tour Lap	Temps Time
160 Nikitchenko, Ivan			
108			START
130			[YELLOW LINE]
150	2.414		
171	1:03.116	1	1:00.702
201	2:01.413	2	58.297
229	2:58.247	3	56.834
254	3:54.611	4	56.364
282	4:53.307	5	58.696
308	5:50.969	6	57.662
334	6:49.974	7	59.005
366	7:56.920	8	1:06.946
368	8:20.236		FINISH
392	8:53.306	9	56.386



Qualifying Results



CIK-FIA European KF3 Championship

Thy (DNK), Northern Qualification - 29.04 - 02.05.2010



KF3

Classement des Essais Qualificatifs / Qualifying Practice Classification
Officiel / Official






Clk Rnk	N° No.	Concurrent Entrant	Nat	Pilote Driver	Nat	Chassis / Moteur / Pneus Chassis / Engine / Tyres	Séance 1 Session 1	Ecart Gap	Tour Lap	Vitesse Speed
1	165	Anttila, Teemu		Mäntylä, Ville		Energy / VKR / Dunlop	1:05.750		7	67.34
2	149	Becher-Madsen Service		Beer, Nicolas		FA Kart / Vortex / Dunlop	1:06.855	+1.105	7	66.23
3	132	Intrepid Driver Program		Hoevenaars, Peter		Intrepid / TM / Dunlop	1:07.296	+1.546	7	65.79
4	136	JTL Racing Oy		Hatakka, Tommi		Tony Kart / VKR / Dunlop	1:05.907	+0.157	6	67.18
5	103	Energy Corse		Olsen, Dennis		Energy / TM / Dunlop	1:07.541	+1.791	7	65.56
6	102	CRG Holland		Verstappen, Max		CRG / Maxter / Dunlop	1:07.870	+2.120	8	65.24
7	105	Ichiban Racing		Flygenring, Jannick		Haase / Parilla / Dunlop	1:05.938	+0.188	7	67.15
8	166	DR Srl		Nielsen, Nicklas		DR / Parilla / Dunlop	1:07.573	+1.823	7	65.52
9	122	Valtananen, Juhani		Valtananen, Juho		CRG / Maxter / Dunlop	1:07.965	+2.215	7	65.15
10	159	Adapta AS		Gulbrandsen, Kenneth Vik		Energy / Vortex / Dunlop	1:06.523	+0.773	7	66.56
11	111	Keijzer Racing		Oomen, Kim		Zanardi / Maxter / Dunlop	1:07.616	+1.866	7	65.48
12	104	Intrepid Driver Program		Orudshev, Egor		Intrepid / TM / Dunlop	1:08.016	+2.266	6	65.10
13	145	PDB Racing Team		Stupenkov, Egor		Gillard / Parilla / Dunlop	1:06.549	+0.799	7	66.53
14	128	Ward Racing		Hansson, Robin L.		Tony Kart / Vortex / Dunlop	1:07.743	+1.993	7	65.36
15	114	Ward Racing		Rossel, Kevin		Tony Kart / Vortex / Dunlop	1:08.028	+2.278	8	65.09
16	129	Sorensen, Ruben L.		Sorensen, Lasse		Zanardi / TM / Dunlop	1:06.658	+0.908	7	66.42
17	106	Dam Racing		Mortensen, Martin Henchel		Sodi / Parilla / Dunlop	1:07.813	+2.063	7	65.29
18	156	VF Racing Team		Koch, Davey		Tony Kart / Vortex / Dunlop	1:08.172	+2.422	8	64.95
19	147	Becher-Madsen Service		Sylvest, Nicolai		FA Kart / Vortex / Dunlop	1:06.839	+1.089	7	66.24
20	151	Ward Racing		Koch Malja, Gustav		Tony Kart / Vortex / Dunlop	1:07.847	+2.097	7	65.26
21	153	Maddox		Van Meever, Maks		Maddox / Parilla / Dunlop	1:08.193	+2.443	7	64.93
22	112	EGP Racing		Pereira, Dylan		Intrepid / TM / Dunlop	1:06.858	+1.108	7	66.22
23	158	Daems Racing		Machunskas, Lukas		Tony Kart / Vortex / Dunlop	1:07.867	+2.117	7	65.24
24	133	Meunier, Samantha		Bedoret, Sébastien		Kosmic / Vortex / Dunlop	1:08.286	+2.536	7	64.84
25	162	Ichiban Racing		Larsen, Kasper		Haase / Parilla / Dunlop	1:07.004	+1.254	7	66.08
26	139	Daems Racing		Hanna, Pierre		Tony Kart / Vortex / Dunlop	1:08.180	+2.430	7	64.94
27	109	Mirguet, Dominique		Mirguet, Simon		DR / Parilla / Dunlop	1:08.344	+2.594	7	64.78
28	121	Redstep		Pakari, Mikko		Maranello / Maranello / Dunlop	1:07.233	+1.483	7	65.86
29	140	Di Giacomo, Julio		Di Giacomo, Mathieu		Kosmic / Vortex / Dunlop	1:08.289	+2.539	7	64.84
30	143	Aho, Eero		Aho, Emil		Tony Kart / VKR / Dunlop	1:08.401	+2.651	7	64.73
31	119	Italsport/Racing Motor		Sorensen, Christian		Birel / BMB / Dunlop	1:07.640	+1.890	7	65.46
32	142	Team Komarov		Ryzhkov, Maxim		Maranello / Maranello / Dunlop	1:08.481	+2.731	7	64.66
33	131	Pirkola Racing		Tiihonen, Niklas		Birel / Parilla / Dunlop	1:08.420	+2.670	7	64.71
34	141	Team Komarov		Rudakov, Pavel		Tony Kart / BMB / Dunlop	1:07.759	+2.009	7	65.34
35	120	Daems Racing		Thill, Olivier		Tony Kart / Vortex / Dunlop	1:08.504	+2.754	7	64.63
36	118	Maranello Kart DK		Overgaard Pedersen, Mikkel		Lenzokart / TM / Dunlop	1:08.485	+2.735	7	64.65
37	127	Semi Karting Oy		Semi, Valtteri		CRG / Maxter / Dunlop	1:08.291	+2.541	7	64.84
38	130	Carpena, Diego		Carpena, Maxime		CRG / Maxter / Dunlop	1:08.912	+3.162	7	64.25
39	126	JTL Racing Oy		Villemi, Hans		Tony Kart / Vortex / Dunlop	1:08.609	+2.859	7	64.53
40	161	Ward Racing		Nilsson, Hannes		Tony Kart / Vortex / Dunlop	1:08.928	+3.178	7	64.24
41	115	Redstep		Ovaska, Pyry		Maranello / Maranello / Dunlop	1:09.071	+3.321	7	64.10
42	152	PDB Racing Team		Van Dijk, Recardo		Gillard / Maxter / Dunlop	1:09.175	+3.425	7	64.01
43	160	Team Komarov		Nikitchenko, Ivan		Maranello / Maranello / Dunlop	1:09.294	+3.544	7	63.90
44	116	Norswed A/S		Sletten, Sander Joachim		Tony Kart / Vortex / Dunlop	1:09.154	+3.404	7	64.03
45	138	Ingemann Racing		Ingemann, Nicklas		Kosmic / Vortex / Dunlop	1:09.287	+3.537	7	63.90
46	108	PDB Racing Team		Koebolt, Max		Maddox / Maxter / Dunlop	1:09.404	+3.654	7	63.80
47	107	PTN Racing		Muhonen, Simo		Birel / VKR / Dunlop	1:09.192	+3.442	7	63.99
48	125	GP Racing		Romanov, Vasiliy		GP / TM / Dunlop	1:09.429	+3.679	7	63.77
49	146	Calvi, Laurent		Calvi, Melissa		CRG / Maxter / Dunlop	1:11.760	+6.010	7	61.70
50	117	PDB Racing Team		Sundahl, Lukas		Gillard / Parilla / Dunlop	1:09.333	+3.583	7	63.86



KF3

Classement des Essais Qualificatifs / Qualifying Practice Classification

Officiel / Official

Clt Rnk	N° No.	Concurrent Entrant	Nat	Pilote Driver	Nat	Chassis / Moteur / Pneus Chassis / Engine / Tyres	Séance 1 Session 1	Ecart Gap	Tour Lap	Vitesse Speed
51	124	Italsport/Racing Motor		Von Schedvin, Lina		Birel / BMB / Dunlop	1:09.735	+3.985	7	63.49
52	148	Kohtala Sports		Kuusiniemi, Jussi		Haase / VKR / Dunlop	1:12.438	+6.688	6	61.12
53	157	Intrepid Driver Program		Godovanyuk, Nikita		Intrepid / TM / Dunlop	1:09.403	+3.653	7	63.80
54	144	EGP Racing		Arifi, Axel		Intrepid / TM / Dunlop	1:09.811	+4.061	7	63.42
55	155	GA co Racing		Braaten, Jonas Wendelborg		FA Kart / Vortex / Dunlop	1:09.410	+3.660	7	63.79
56	123	Tapojärvi Oy		Pukema, Pasi		PCR / VKR / Dunlop	1:10.105	+4.355	7	63.16
57	137	Intrepid Driver Program		Shamalov, Danil		Intrepid / TM / Dunlop	1:09.436	+3.686	7	63.77
58	154	Italsport/Racing Motor		Jalkanen, Mattias		Birel / BMB / Dunlop	1:11.430	+5.680	7	61.99
59	150	De Leval, Philippe		De Leval, Romain		Swiss Hutless / TM / Dunlop	1:10.493	+4.743	7	62.81
60	134	Malm Racing		Kristiansson, Anton		MS Kart / TM / Dunlop	1:11.665	+5.915	4	61.78

Ecart entre les séries : 2.351% / Gap between series : 2.351%

Non Classés / Not Classified

101	EGP Racing		Hansen, Andreas Sebastian		Intrepid / TM / Dunlop	DNS
110	Redstep		Nylund, Niclas		Maranello / VKR / Dunlop	Excluded

En application de l'Art.18B des Prescriptions Spécifiques (regle de 101%)

In application of the Art.18B of Specific Prescriptions (101% rule)

Steward #1

Steward #2

Steward #3



KF3

Essais Qualificatifs Série 1 / Qualifying Practice Serie 1 Historique / Records

Seq	Heure Hour	Tour Lap	Temps Time
-----	---------------	-------------	---------------

103 Olsen, Dennis

1	START		
13	1:31.308	1	
34	2:39.760	2	1:08.452
53	3:48.336	3	1:08.576
74	4:56.093	4	1:07.757
92	6:03.866	5	1:07.773
112	7:11.499	6	1:07.633
128	8:03.002	FINISH	
133	8:19.040	7	1:07.541

Seq	Heure Hour	Tour Lap	Temps Time
-----	---------------	-------------	---------------

115 Ovaska, Pyry

1	START		
22	2:07.441	1	
43	3:16.517	2	1:09.076
64	4:25.968	3	1:09.451
85	5:35.404	4	1:09.436
106	6:44.475	5	1:09.071
127	7:53.981	6	1:09.506
128	8:03.002	FINISH	
149	9:03.624	7	1:09.643

Seq	Heure Hour	Tour Lap	Temps Time
-----	---------------	-------------	---------------

128 Hansson, Robin L.

1	START		
19	1:47.704	1	
40	2:56.529	2	1:08.825
60	4:05.271	3	1:08.742
81	5:13.336	4	1:08.065
101	6:21.693	5	1:08.357
122	7:29.436	6	1:07.743
128	8:03.002	FINISH	
143	8:37.822	7	1:08.386

106 Mortensen, Martin Henchel

1	START		
6	1:21.275	1	
27	2:30.568	2	1:09.293
48	3:39.134	3	1:08.566
69	4:47.106	4	1:07.972
88	5:56.692	5	1:09.586
109	7:05.484	6	1:08.792
128	8:03.002	FINISH	
131	8:13.297	7	1:07.813

116 Sletten, Sander Joachim

1	START		
11	1:26.597	1	
32	2:36.371	2	1:09.774
52	3:46.243	3	1:09.872
73	4:56.064	4	1:09.821
94	6:05.218	5	1:09.154
114	7:14.631	6	1:09.413
128	8:03.002	FINISH	
136	8:23.931	7	1:09.300

130 Carpena, Maxime

1	START		
16	1:40.475	1	
37	2:50.438	2	1:09.963
58	4:00.163	3	1:09.725
80	5:11.502	4	1:11.339
102	6:22.538	5	1:11.036
123	7:31.450	6	1:08.912
128	8:03.002	FINISH	
144	8:41.425	7	1:09.975

107 Muhonen, Simo

1	START		
15	1:39.065	1	
36	2:49.055	2	1:09.990
57	3:59.132	3	1:10.077
78	5:08.356	4	1:09.224
99	6:18.108	5	1:09.752
120	7:27.300	6	1:09.192
128	8:03.002	FINISH	
146	8:42.573	7	1:15.273

117 Sundahl, Lukas

1	START		
12	1:28.337	1	
33	2:38.201	2	1:09.864
54	3:48.661	3	1:10.460
75	4:58.295	4	1:09.634
96	6:07.709	5	1:09.414
116	7:17.428	6	1:09.719
128	8:03.002	FINISH	
138	8:26.761	7	1:09.333

137 Shamalov, Danil

1	START		
9	1:25.583	1	
30	2:35.019	2	1:09.436
56	3:57.912	3	1:22.893
77	5:07.639	4	1:09.727
98	6:17.368	5	1:09.729
119	7:26.830	6	1:09.462
128	8:03.002	FINISH	
141	8:36.428	7	1:09.598

111 Oomen, Kim

1	START		
21	1:58.646	1	
42	3:07.075	2	1:08.429
63	4:15.219	3	1:08.144
84	5:23.171	4	1:07.952
105	6:31.111	5	1:07.940
125	7:39.436	6	1:08.325
128	8:03.002	FINISH	
147	8:47.052	7	1:07.616

120 Thill, Olivier

1	START		
8	1:25.085	1	
29	2:34.106	2	1:09.021
50	3:42.933	3	1:08.827
71	4:53.640	4	1:10.707
91	6:02.844	5	1:09.204
111	7:11.348	6	1:08.504
128	8:03.002	FINISH	
134	8:20.732	7	1:09.384

139 Hanna, Pierre

1	START		
7	1:24.508	1	
28	2:33.168	2	1:08.660
49	3:42.233	3	1:09.065
70	4:51.115	4	1:08.882
89	5:59.798	5	1:08.683
110	7:08.491	6	1:08.693
128	8:03.002	FINISH	
132	8:16.671	7	1:08.180



KF3

Essais Qualificatifs Série 1 / Qualifying Practice Serie 1

Historique / Records

Seq	Heure Hour	Tour Lap	Temps Time
-----	---------------	-------------	---------------

140 Di Giacomo, Mathieu

1	START		
17	1:44.102	1	
38	2:53.490	2	1:09.388
59	4:02.144	3	1:08.654
79	5:10.783	4	1:08.639
100	6:19.327	5	1:08.544
121	7:27.616	6	1:08.289
128	8:03.002	FINISH	
142	8:36.885	7	1:09.269

142 Ryzhkov, Maxim

1	START		
4	1:19.487	1	
25	2:28.628	2	1:09.141
47	3:37.780	3	1:09.152
68	4:46.557	4	1:08.777
87	5:55.521	5	1:08.964
108	7:04.002	6	1:08.481
128	8:03.002	FINISH	
130	8:12.533	7	1:08.531

149 Beer, Nicolas

1	START		
20	1:57.548	1	
41	3:05.404	2	1:07.856
62	4:12.911	3	1:07.507
83	5:20.283	4	1:07.372
103	6:27.874	5	1:07.591
124	7:35.262	6	1:07.388
128	8:03.002	FINISH	
145	8:42.117	7	1:06.855

150 De Leval, Romain

1	START		
18	1:44.528	1	
39	2:55.644	2	1:11.116
61	4:06.965	3	1:11.321
82	5:17.514	4	1:10.549
104	6:29.217	5	1:11.703
126	7:41.429	6	1:12.212
128	8:03.002	FINISH	
148	8:51.922	7	1:10.493

Seq	Heure Hour	Tour Lap	Temps Time
-----	---------------	-------------	---------------

151 Koch Malja, Gustav

1	START		
5	1:20.288	1	
26	2:29.159	2	1:08.871
46	3:37.600	3	1:08.441
67	4:45.447	4	1:07.847
90	6:02.637	5	1:17.190
118	7:25.480	6	1:22.843
128	8:03.002	FINISH	
140	8:34.783	7	1:09.303

155 Braaten, Jonas Wendelborg

1	START		
14	1:34.254	1	
35	2:44.718	2	1:10.464
55	3:54.581	3	1:09.863
76	5:05.268	4	1:10.687
97	6:14.969	5	1:09.701
117	7:24.597	6	1:09.628
128	8:03.002	FINISH	
139	8:34.007	7	1:09.410

157 Godovanyuk, Nikita

1	START		
10	1:25.989	1	
31	2:35.800	2	1:09.811
51	3:45.687	3	1:09.887
72	4:55.706	4	1:10.019
95	6:06.087	5	1:10.381
115	7:15.490	6	1:09.403
128	8:03.002	FINISH	
137	8:25.215	7	1:09.725

158 Machunskas, Lukas

1	START		
2	1:18.237	1	
23	2:26.765	2	1:08.528
45	3:36.700	3	1:09.935
66	4:45.033	4	1:08.333
93	6:04.693	5	1:19.660
113	7:12.560	6	1:07.867
128	8:03.002	FINISH	
135	8:21.671	7	1:09.111

Seq	Heure Hour	Tour Lap	Temps Time
-----	---------------	-------------	---------------

166 Nielsen, Nicklas

1	START		
3	1:19.098	1	
24	2:27.736	2	1:08.638
44	3:36.285	3	1:08.549
65	4:43.858	4	1:07.573
86	5:51.495	5	1:07.637
107	6:59.139	6	1:07.644
128	8:03.002	FINISH	
129	8:07.060	7	1:07.921

For information purposes.
No official / regulatory value.


KF3
Essais Qualificatifs Série 2 / Qualifying Practice Serie 2
Historique / Records

Seq	Heure Hour	Tour Lap	Temps Time
-----	---------------	-------------	---------------

102 Verstappen, Max

1			START
2	1:03.872	1	
23	2:11.742	2	1:07.870
44	3:19.796	3	1:08.054
65	4:28.091	4	1:08.295
86	5:36.180	5	1:08.089
106	6:44.452	6	1:08.272
127	7:59.148	7	1:14.696
129	8:00.056		FINISH
147	9:07.978	8	1:08.830

104 Orudshev, Egor

1			START
4	1:07.242	1	
25	2:15.258	2	1:08.016
46	3:23.628	3	1:08.370
67	4:32.120	4	1:08.492
88	5:40.208	5	1:08.088
108	6:48.823	6	1:08.615
129	8:00.056		FINISH

109 Mirguet, Simon

1			START
21	1:23.260	1	
41	2:32.683	2	1:09.423
60	3:41.329	3	1:08.646
80	4:50.497	4	1:09.168
101	5:58.841	5	1:08.344
121	7:07.385	6	1:08.544
129	8:00.056		FINISH
140	8:16.880	7	1:09.495

114 Rossel, Kevin

1			START
3	1:05.620	1	
24	2:13.677	2	1:08.057
45	3:21.799	3	1:08.122
66	4:30.065	4	1:08.266
87	5:38.093	5	1:08.028
107	6:46.969	6	1:08.876
126	7:55.493	7	1:08.524
129	8:00.056		FINISH

Seq	Heure Hour	Tour Lap	Temps Time
-----	---------------	-------------	---------------

146	9:03.915	8	1:08.422
-----	----------	---	----------

118 Overgaard Pedersen, Mikkel

1			START
13	1:13.781	1	
33	2:23.635	2	1:09.854
54	3:33.116	3	1:09.481
74	4:42.267	4	1:09.151
94	5:51.317	5	1:09.050
114	7:00.085	6	1:08.768
129	8:00.056		FINISH
134	8:08.570	7	1:08.485

122 Valtanen, Juho

1			START
5	1:07.518	1	
26	2:16.203	2	1:08.685
47	3:24.168	3	1:07.965
68	4:32.964	4	1:08.796
89	5:41.136	5	1:08.172
109	6:50.479	6	1:09.343
129	8:00.056		FINISH
130	8:02.042	7	1:11.563

123 Pukema, Pasi

1			START
12	1:12.955	1	
40	2:31.753	2	1:18.798
62	3:43.312	3	1:11.559
82	4:53.417	4	1:10.105
102	6:03.878	5	1:10.461
122	7:14.119	6	1:10.241
129	8:00.056		FINISH
142	8:24.488	7	1:10.369

124 Von Schedvin, Lina

1			START
9	1:11.557	1	
32	2:23.149	2	1:11.592
53	3:32.884	3	1:09.735
75	4:43.394	4	1:10.510
96	5:53.398	5	1:10.004

Seq	Heure Hour	Tour Lap	Temps Time
-----	---------------	-------------	---------------

116	7:03.883	6	1:10.485
129	8:00.056		FINISH
137	8:14.206	7	1:10.323

125 Romanov, Vasily

1			START
17	1:15.860	1	
34	2:25.410	2	1:09.550
55	3:35.177	3	1:09.767
76	4:44.863	4	1:09.686
97	5:54.292	5	1:09.429
118	7:04.707	6	1:10.415
129	8:00.056		FINISH
141	8:17.201	7	1:12.494

126 Villemi, Hans

1			START
11	1:12.295	1	
31	2:22.802	2	1:10.507
51	3:31.418	3	1:08.616
72	4:40.176	4	1:08.758
93	5:48.785	5	1:08.609
113	6:57.787	6	1:09.002
129	8:00.056		FINISH
133	8:07.118	7	1:09.331

131 Tiihonen, Niklas

1			START
20	1:21.112	1	
42	2:35.484	2	1:14.372
64	3:46.266	3	1:10.782
84	4:59.428	4	1:13.162
104	6:08.073	5	1:08.645
123	7:16.609	6	1:08.536
129	8:00.056		FINISH
143	8:25.029	7	1:08.420

132 Hovenaars, Peter

1			START
22	1:30.683	1	
43	2:38.145	2	1:07.462
63	3:45.441	3	1:07.296



KF3

Essais Qualificatifs Série 2 / Qualifying Practice Serie 2

Historique / Records

Seq	Heure Hour	Tour Lap	Temps Time
85	5:00.857	4	1:15.416
105	6:08.787	5	1:07.930
125	7:20.247	6	1:11.460
129	8:00.056	FINISH	
144	8:28.493	7	1:08.246

133 Bedoret, Sébastien

1	START		
18	1:17.595	1	
39	2:30.407	2	1:12.812
58	3:38.995	3	1:08.588
78	4:47.453	4	1:08.458
98	5:55.855	5	1:08.402
117	7:04.141	6	1:08.286
129	8:00.056	FINISH	
136	8:13.157	7	1:09.016

134 Kristiansson, Anton

1	START		
14	1:15.188	1	
36	2:28.348	2	1:13.160
59	3:40.013	3	1:11.665
81	4:51.904	4	1:11.891
129	8:00.056	FINISH	

138 Ingemann, Nicklas

1	START		
19	1:17.853	1	
38	2:29.047	2	1:11.194
57	3:38.361	3	1:09.314
79	4:47.648	4	1:09.287
100	5:56.937	5	1:09.289
120	7:06.273	6	1:09.336
129	8:00.056	FINISH	
139	8:16.592	7	1:10.319

143 Aho, Emil

1	START		
10	1:11.630	1	
29	2:20.721	2	1:09.091
50	3:29.125	3	1:08.404
71	4:37.526	4	1:08.401
92	5:46.470	5	1:08.944
112	6:55.310	6	1:08.840

Seq	Heure Hour	Tour Lap	Temps Time
129	8:00.056	FINISH	
132	8:04.143	7	1:08.833

144 Arifi, Axel

1	START		
7	1:10.847	1	
30	2:21.970	2	1:11.123
52	3:32.229	3	1:10.259
73	4:42.040	4	1:09.811
95	5:52.421	5	1:10.381
115	7:02.578	6	1:10.157
129	8:00.056	FINISH	
135	8:12.583	7	1:10.005

152 Van Dijk, Recardo

1	START		
16	1:15.530	1	
35	2:27.647	2	1:12.117
56	3:37.365	3	1:09.718
77	4:46.581	4	1:09.216
99	5:56.246	5	1:09.665
119	7:05.421	6	1:09.175
129	8:00.056	FINISH	
138	8:16.197	7	1:10.776

153 Van Meever, Maks

1	START		
8	1:11.228	1	
28	2:20.278	2	1:09.050
49	3:28.471	3	1:08.193
70	4:36.876	4	1:08.405
91	5:45.342	5	1:08.466
111	6:54.686	6	1:09.344
129	8:00.056	FINISH	
131	8:03.580	7	1:08.894

154 Jalkanen, Mattias

1	START		
15	1:15.303	1	
37	2:29.037	2	1:13.734
61	3:42.256	3	1:13.219
83	4:55.052	4	1:12.796
103	6:06.787	5	1:11.735
124	7:18.217	6	1:11.430

Seq	Heure Hour	Tour Lap	Temps Time
129	8:00.056	FINISH	
145	8:29.847	7	1:11.630

156 Koch, Davey

1	START		
6	1:08.433	1	
27	2:16.638	2	1:08.205
48	3:24.957	3	1:08.319
69	4:33.415	4	1:08.458
90	5:41.587	5	1:08.172
110	6:50.713	6	1:09.126
128	7:59.459	7	1:08.746
129	8:00.056	FINISH	
148	9:08.794	8	1:09.335

For information purposes.
No official / regulatory value.


KF3
Essais Qualificatifs Série 3 / Qualifying Practice Serie 3
Historique / Records

Seq	Heure Hour	Tour Lap	Temps Time
-----	---------------	-------------	---------------

105 Flygenring, Jannick

1			START
2	1:22.941	1	
20	2:31.433	2	1:08.492
39	3:38.617	3	1:07.184
57	4:45.233	4	1:06.616
76	5:51.923	5	1:06.690
95	6:57.861	6	1:05.938
114	8:00.913		FINISH
115	8:04.073	7	1:06.212

108 Koebolt, Max

1			START
14	1:39.257	1	
31	2:49.881	2	1:10.624
49	3:59.781	3	1:09.900
68	5:09.532	4	1:09.751
87	6:19.275	5	1:09.743
107	7:29.496	6	1:10.221
114	8:00.913		FINISH
127	8:38.900	7	1:09.404

110 Nylund, Niclas

1			START
15	1:41.292	1	
33	2:53.386	2	1:12.094
51	4:03.277	3	1:09.891
70	5:11.287	4	1:08.010
88	6:19.407	5	1:08.120
106	7:26.575	6	1:07.168
114	8:00.913		FINISH
126	8:32.817	7	1:06.242

112 Pereira, Dylan

1			START
18	2:13.137	1	
37	3:22.411	2	1:09.274
56	4:31.203	3	1:08.792
75	5:39.241	4	1:08.038
94	6:46.388	5	1:07.147
113	7:53.817	6	1:07.429
114	8:00.913		FINISH
133	9:00.675	7	1:06.858

Seq	Heure Hour	Tour Lap	Temps Time
-----	---------------	-------------	---------------

119 Sorensen, Christian

1			START
3	1:23.320	1	
21	2:32.236	2	1:08.916
40	3:40.827	3	1:08.591
59	4:49.121	4	1:08.294
79	5:59.507	5	1:10.386
98	7:07.403	6	1:07.896
114	8:00.913		FINISH
118	8:15.043	7	1:07.640

121 Pakari, Mikko

1			START
12	1:37.613	1	
29	2:46.633	2	1:09.020
48	3:55.034	3	1:08.401
67	5:03.404	4	1:08.370
86	6:11.464	5	1:08.060
105	7:21.777	6	1:10.313
114	8:00.913		FINISH
124	8:29.010	7	1:07.233

127 Semi, Valtteri

1			START
10	1:33.898	1	
28	2:44.384	2	1:10.486
47	3:53.854	3	1:09.470
66	5:02.595	4	1:08.741
85	6:10.886	5	1:08.291
104	7:19.228	6	1:08.342
114	8:00.913		FINISH
123	8:28.777	7	1:09.549

129 Sorensen, Lasse

1			START
16	1:51.950	1	
34	3:01.095	2	1:09.145
53	4:10.040	3	1:08.945
72	5:17.378	4	1:07.338
90	6:25.151	5	1:07.773
109	7:31.809	6	1:06.658
114	8:00.913		FINISH
129	8:39.402	7	1:07.593

Seq	Heure Hour	Tour Lap	Temps Time
-----	---------------	-------------	---------------

136 Hatakka, Tommi

1			START
35	3:03.214	1	
54	4:13.126	2	1:09.912
73	5:21.488	3	1:08.362
91	6:29.585	4	1:08.097
110	7:36.320	5	1:06.735
114	8:00.913		FINISH
130	8:42.227	6	1:05.907

141 Rudakov, Pavel

1			START
13	1:38.385	1	
32	2:51.295	2	1:12.910
50	4:00.620	3	1:09.325
69	5:10.468	4	1:09.848
89	6:22.119	5	1:11.651
108	7:29.878	6	1:07.759
114	8:00.913		FINISH
128	8:39.163	7	1:09.285

145 Stupenkov, Egor

1			START
9	1:32.187	1	
27	2:41.988	2	1:09.801
46	3:50.696	3	1:08.708
63	4:59.431	4	1:08.735
82	6:07.298	5	1:07.867
100	7:13.847	6	1:06.549
114	8:00.913		FINISH
120	8:21.250	7	1:07.403

146 Calvi, Melissa

1			START
11	1:35.792	1	
30	2:49.801	2	1:14.009
52	4:03.273	3	1:13.472
71	5:16.010	4	1:12.737
92	6:29.626	5	1:13.616
111	7:42.540	6	1:12.914
114	8:00.913		FINISH
132	8:54.300	7	1:11.760



KF3

Essais Qualificatifs Série 3 / Qualifying Practice Serie 3

Historique / Records

Seq	Heure Hour	Tour Lap	Temps Time
-----	---------------	-------------	---------------

147 Sylvest, Nicolai

1	START		
17	2:08.651	1	
36	3:17.594	2	1:08.943
55	4:25.792	3	1:08.198
74	5:33.061	4	1:07.269
93	6:40.438	5	1:07.377
112	7:47.475	6	1:07.037
114	8:00.913	FINISH	
131	8:54.314	7	1:06.839

148 Kuusiniemi, Jussi

1	START		
19	2:13.515	1	
38	3:29.673	2	1:16.158
58	4:46.788	3	1:17.115
81	6:06.423	4	1:19.635
102	7:18.861	5	1:12.438
114	8:00.913	FINISH	
125	8:31.958	6	1:13.097

159 Gulbrandsen, Kenneth Vik

1	START		
4	1:24.180	1	
23	2:34.041	2	1:09.861
42	3:42.877	3	1:08.836
61	4:50.290	4	1:07.413
78	5:58.322	5	1:08.032
97	7:04.845	6	1:06.523
114	8:00.913	FINISH	
117	8:11.633	7	1:06.788

160 Nikitchenko, Ivan

1	START		
6	1:27.762	1	
24	2:38.485	2	1:10.723
44	3:50.186	3	1:11.701
64	4:59.719	4	1:09.533
83	6:09.013	5	1:09.294
103	7:19.057	6	1:10.044
114	8:00.913	FINISH	
122	8:28.465	7	1:09.408

Seq	Heure Hour	Tour Lap	Temps Time
-----	---------------	-------------	---------------

161 Nilsson, Hannes

1	START		
7	1:30.036	1	
26	2:41.142	2	1:11.106
45	3:50.503	3	1:09.361
65	5:00.049	4	1:09.546
84	6:09.076	5	1:09.027
101	7:18.004	6	1:08.928
114	8:00.913	FINISH	
121	8:27.289	7	1:09.285

162 Larsen, Kasper

1	START		
5	1:24.279	1	
22	2:32.637	2	1:08.358
41	3:41.618	3	1:08.981
60	4:49.251	4	1:07.633
77	5:56.899	5	1:07.648
96	7:03.903	6	1:07.004
114	8:00.913	FINISH	
116	8:11.016	7	1:07.113

165 Mäntylä, Ville

1	START		
8	1:31.028	1	
25	2:39.552	2	1:08.524
43	3:47.517	3	1:07.965
62	4:54.304	4	1:06.787
80	6:03.113	5	1:08.809
99	7:08.863	6	1:05.750
114	8:00.913	FINISH	
119	8:15.854	7	1:06.991

For information purposes.
No official / regulatory value.



Participants' List



CIK-FIA European KF3 Championship

Thy (DNK), Northern Qualification - 29.04 - 02.05.2010


KF3
Liste des participants / Participants' list

N° No.	Concurrent Entrant	Nat	Pilote Driver	Nat	Chassis / Moteur / Pneus Chassis / Engine / Tyres
101	EGP Racing		Hansen, Andreas Sebastian		Intrepid / TM / Dunlop
102	CRG Holland		Verstappen, Max		CRG / Maxter / Dunlop
103	Energy Corse		Olsen, Dennis		Energy / TM / Dunlop
104	Intrepid Driver Program		Orudshev, Egor		Intrepid / TM / Dunlop
105	Ichiban Racing		Flygenring, Jannick		Haase / Parilla / Dunlop
106	Dam Racing		Mortensen, Martin Henchel		Sodi / Parilla / Dunlop
107	PTN Racing		Muhonen, Simo		Birel / VKR / Dunlop
108	PDB Racing Team		Koebolt, Max		Maddox / Maxter / Dunlop
109	Mirguet, Dominique		Mirguet, Simon		DR / Parilla / Dunlop
110	Redstep		Nylund, Niclas		Maranello / VKR / Dunlop
111	Keijzer Racing		Oomen, Kim		Zanardi / Maxter / Dunlop
112	EGP Racing		Pereira, Dylan		Intrepid / TM / Dunlop
114	Ward Racing		Rossel, Kevin		Tony Kart / Vortex / Dunlop
115	Redstep		Ovaska, Pyry		Maranello / Maranello / Dunlop
116	Norswed A/S		Sletten, Sander Joachim		Tony Kart / Vortex / Dunlop
117	PDB Racing Team		Sundahl, Lukas		Gillard / Parilla / Dunlop
118	Maranello Kart DK		Overgaard Pedersen, Mikkel		Lenzokart / TM / Dunlop
119	Italsport/Racing Motor		Sorensen, Christian		Birel / BMB / Dunlop
120	Daems Racing		Thill, Olivier		Tony Kart / Vortex / Dunlop
121	Redstep		Pakari, Mikko		Maranello / Maranello / Dunlop
122	Valtanan, Juhani		Valtanan, Juho *		CRG / Maxter / Dunlop
123	Tapojärvi Oy		Pukema, Pasi		PCR / VKR / Dunlop
124	Italsport/Racing Motor		Von Schedvin, Lina		Birel / BMB / Dunlop
125	GP Racing		Romanov, Vasily *		GP / TM / Dunlop
126	JTL Racing Oy		Villemi, Hans		Tony Kart / Vortex / Dunlop
127	Semi Karting Oy		Semi, Valteri		CRG / Maxter / Dunlop
128	Ward Racing		Hansson, Robin L.		Tony Kart / Vortex / Dunlop
129	Sorensen, Ruben L.		Sorensen, Lasse		Zanardi / TM / Dunlop
130	Carpaena, Diego		Carpaena, Maxime		CRG / Maxter / Dunlop
131	Pirkola Racing		Tiihonen, Niklas		Birel / Parilla / Dunlop
132	Intrepid Driver Program		Hoevenaars, Peter		Intrepid / TM / Dunlop
133	Meunier, Samantha		Bedoret, Sébastien		Kosmic / Vortex / Dunlop
134	Malm Racing		Kristiansson, Anton		MS Kart / TM / Dunlop
136	JTL Racing Oy		Hatakka, Tommi		Tony Kart / VKR / Dunlop
137	Intrepid Driver Program		Shamalov, Danil		Intrepid / TM / Dunlop
138	Ingemann Racing		Ingemann, Nicklas		Kosmic / Vortex / Dunlop
139	Daems Racing		Hanna, Pierre		Tony Kart / Vortex / Dunlop
140	Di Giacomo, Julio		Di Giacomo, Mathieu		Kosmic / Vortex / Dunlop
141	Team Komarov		Rudakov, Pavel		Tony Kart / BMB / Dunlop
142	Team Komarov		Ryzhkov, Maxim		Maranello / Maranello / Dunlop
143	Aho, Eero		Aho, Emil		Tony Kart / VKR / Dunlop
144	EGP Racing		Arifi, Axel		Intrepid / TM / Dunlop
145	PDB Racing Team		Stupenkov, Egor		Gillard / Parilla / Dunlop
146	Calvi, Laurent		Calvi, Melissa		CRG / Maxter / Dunlop
147	Becher-Madsen Service		Sylvest, Nicolai		FA Kart / Vortex / Dunlop
148	Kohtala Sports		Kuusiniemi, Jussi		Haase / VKR / Dunlop
149	Becher-Madsen Service		Beer, Nicolas		FA Kart / Vortex / Dunlop
150	De Leval, Philippe		De Leval, Romain		Swiss Hutless / TM / Dunlop
151	Ward Racing		Koch Malja, Gustav		Tony Kart / Vortex / Dunlop
152	PDB Racing Team		Van Dijk, Recardo		Gillard / Maxter / Dunlop
153	Maddox		Van Meever, Maks		Maddox / Parilla / Dunlop



KF3

Liste des participants / Participants' list

N° No.	Concurrent Entrant	Nat	Pilote Driver	Nat	Chassis / Moteur / Pneus Chassis / Engine / Tyres
154	Italsport/Racing Motor		Jalkanen, Mattias		Birel / BMB / Dunlop
155	GA co Racing		Braaten, Jonas Wendelborg		FA Kart / Vortex / Dunlop
156	VF Racing Team		Koch, Davey		Tony Kart / Vortex / Dunlop
157	Intrepid Driver Program		Godovanyuk, Nikita		Intrepid / TM / Dunlop
158	Daems Racing		Machunskas, Lukas		Tony Kart / Vortex / Dunlop
159	Adapta AS		Gulbrandsen, Kenneth Vik		Energy / Vortex / Dunlop
160	Team Komarov		Nikitchenko, Ivan		Maranello / Maranello / Dunlop
161	Ward Racing		Nilsson, Hannes *		Tony Kart / Vortex / Dunlop
162	Ichiban Racing		Larsen, Kasper		Haase / Parilla / Dunlop
165	Anttila, Teemu		Mäntylä, Ville		Energy / VKR / Dunlop
166	DR Srl		Nielsen, Nicklas		DR / Parilla / Dunlop

62 Concurrents / Competitors

Steward #1

Steward #2

Steward #3



Entry List



CIK-FIA European KF3 Championship

Thy (DNK), Northern Qualification - 29.04 - 02.05.2010


KF3
Liste des inscrits / Entry list

N° No.	Concurrent Entrant	Nat	Pilote Driver	Nat	Chassis / Moteur / Pneus Chassis / Engine / Tyres
101	EGP Racing		Hansen, Andreas Sebastian		Intrepid / TM / Dunlop
102	CRG Holland		Verstappen, Max		CRG / Maxter / Dunlop
103	Energy Corse		Olsen, Dennis		Energy / TM / Dunlop
104	Intrepid Driver Program		Orudshev, Egor		Intrepid / TM / Dunlop
105	Ichiban Racing		Flygenring, Jannick		Haase / Parilla / Dunlop
106	Dam Racing		Mortensen, Martin Henchel		Sodi / Parilla / Dunlop
107	PTN Racing		Muhonen, Simo		Birel / VKR / Dunlop
108	PDB Racing Team		Koebolt, Max		Maddox / Maxter / Dunlop
109	Mirguet, Dominique		Mirguet, Simon		DR / Parilla / Dunlop
110	Redstep		Nylund, Niclas		Maranello / VKR / Dunlop
111	Keijzer Racing		Oomen, Kim		Zanardi / Maxter / Dunlop
112	EGP Racing		Pereira, Dylan		Intrepid / TM / Dunlop
114	Ward Racing		Rossel, Kevin		Tony Kart / Vortex / Dunlop
115	Redstep		Ovaska, Pyry		Maranello / Maranello / Dunlop
116	Norswed A/S		Sletten, Sander Joachim		Tony Kart / Vortex / Dunlop
117	PDB Racing Team		Sundahl, Lukas		Gillard / Parilla / Dunlop
118	Maranello Kart DK		Overgaard Pedersen, Mikkel		Lenzokart / TM / Dunlop
119	Italsport/Racing Motor		Sorensen, Christian		Birel / BMB / Dunlop
120	Daems Racing		Thill, Olivier		Tony Kart / Vortex / Dunlop
121	Redstep		Pakari, Mikko		Maranello / Maranello / Dunlop
122	Valtanan, Juhani		Valtanan, Juho *		CRG / Maxter / Dunlop
123	Tapojärvi Oy		Pukema, Pasi		PCR / VKR / Dunlop
124	Italsport/Racing Motor		Von Schedvin, Lina		Birel / BMB / Dunlop
125	GP Racing		Romanov, Vasily *		GP / TM / Dunlop
126	JTL Racing Oy		Villemi, Hans		Tony Kart / Vortex / Dunlop
127	Semi Karting Oy		Semi, Valtteri		CRG / Maxter / Dunlop
128	Ward Racing		Hansson, Robin L.		Tony Kart / Vortex / Dunlop
129	Sorensen, Ruben L.		Sorensen, Lasse		Zanardi / TM / Dunlop
130	Carpaena, Diego		Carpaena, Maxime		CRG / Maxter / Dunlop
131	Pirkola Racing		Tiihonen, Niklas		Birel / Parilla / Dunlop
132	Intrepid Driver Program		Hoevenaars, Peter		Intrepid / TM / Dunlop
133	Meunier, Samantha		Bedoret, Sébastien		Kosmic / Vortex / Dunlop
134	Malm Racing		Kristiansson, Anton		MS Kart / TM / Dunlop
135	EGP Racing		Drevijn, Luca		Intrepid / TM / Dunlop
136	JTL Racing Oy		Hatakka, Tommi		Tony Kart / VKR / Dunlop
137	Intrepid Driver Program		Shamalov, Danil		Intrepid / TM / Dunlop
138	Ingemann Racing		Ingemann, Nicklas		Kosmic / Vortex / Dunlop
139	Daems Racing		Hanna, Pierre		Tony Kart / Vortex / Dunlop
140	Di Giacomo, Julio		Di Giacomo, Mathieu		Kosmic / Vortex / Dunlop
141	Team Komarov		Rudakov, Pavel		Tony Kart / BMB / Dunlop
142	Team Komarov		Ryzhkov, Maxim		Maranello / Maranello / Dunlop
143	Aho, Eero		Aho, Emil		Tony Kart / VKR / Dunlop
144	EGP Racing		Arifi, Axel		Intrepid / TM / Dunlop
145	PDB Racing Team		Stupenkov, Egor		Gillard / Parilla / Dunlop
146	Calvi, Laurent		Calvi, Melissa		CRG / Maxter / Dunlop
147	Becher-Madsen Service		Sylvest, Nicolai		FA Kart / Vortex / Dunlop
148	Kohtala Sports		Kuusiniemi, Jussi		Haase / VKR / Dunlop
149	Becher-Madsen Service		Beer, Nicolas		FA Kart / Vortex / Dunlop
150	De Leval, Philippe		De Leval, Romain		Swiss Hutless / TM / Dunlop
151	Ward Racing		Koch Malja, Gustav		Tony Kart / Vortex / Dunlop
152	PDB Racing Team		Van Dijk, Recardo		Gillard / Maxter / Dunlop



KF3

Liste des inscrits / Entry list

N° No.	Concurrent Entrant	Nat	Pilote Driver	Nat	Chassis / Moteur / Pneus Chassis / Engine / Tyres
153	Maddox		Van Meever, Maks		Maddox / Parilla / Dunlop
154	Italsport/Racing Motor		Jalkanen, Mattias		Birel / BMB / Dunlop
155	GA co Racing		Braaten, Jonas Wendelborg		FA Kart / Vortex / Dunlop
156	VF Racing Team		Koch, Davey		Tony Kart / Vortex / Dunlop
157	Intrepid Driver Program		Godovanyuk, Nikita		Intrepid / TM / Dunlop
158	Daems Racing		Machunskas, Lukas		Tony Kart / Vortex / Dunlop
159	Adapta AS		Gulbrandsen, Kenneth Vik		Energy / Vortex / Dunlop
160	Team Komarov		Nikitchenko, Ivan		Maranello / Maranello / Dunlop
161	Ward Racing		Nilsson, Hannes *		Tony Kart / Vortex / Dunlop
162	Ichiban Racing		Larsen, Kasper		Haase / Parilla / Dunlop
163	Lehtinen, Mika		Lehtinen, Aleksi		Birel / Parilla / Dunlop
164	DR Racing Kart Srl *		Liseth, Ingvild *		DR / Parilla / Dunlop
165	Anttila, Teemu		Mäntylä, Ville		Energy / VKR / Dunlop
166	DR Srl		Nielsen, Nicklas		DR / Parilla / Dunlop

65 Concurrents / Competitors